

School Education Plan

Lakeland Ridge

2025-26



School Education Plan for the 2025-26 School Year

Lakeland Ridge

SCHOOL GOAL 1

Staff will successfully implement at least one high-impact teaching strategy.

Related Division Goals

- Priority 1, Goal 2: Promote Growth and Success for All Students; Success for Every Student.

Strategy

Data Analysis

- Analyze school data (e.g. EIPS common assessments and tools) to determine areas of strength and growth
- Use school data to inform selection of high leverage strategies to implement.

Research and learn about relevant, evidence-based, high impact strategies (e.g. teacher clarity, feedback)

- Selecting, learning, practicing, modeling, coaching, and refining







Implement the Collaborative Response Model to support instruction.

- leverage early out Wednesdays
- develop a continuum of supports
- collaborative team meetings

School Education Plan for the 2025-26 School Year

Lakeland Ridge



Measure Results

Priority	Goal	Measure	Description	2022-23	2023-24	2024-25	Trendline
P1	G2	M38	The percentage of EIPS stakeholders who agree students are demonstrating growth in literacy.	88.04%	82.65%	83.17%	
P1	G2	M46	The percentage of EIPS stakeholders who agree students are demonstrating growth in numeracy.	85.14%	80.51%	87.19%	
P2	G1	M71	The percentage of EIPS stakeholders satisfied with the quality of education students are receiving at their school.	87.59%	82.56%	77.11%	
P2	G1	M72	The percentage of EIPS stakeholders satisfied with the quality of teaching at their/their child's school.	86.91%	86.67%	77.61%	
P1	G2	M193	The percentage of students who achieved the acceptable standard in: Grade 6 Language Arts PAT.	97.70%	No Result	No Result	
P1	G2	M194	The percentage of students who achieve the acceptable standard in: Grade 9 Language Arts PAT.	87.20%	81.80%	No Result	

School Education Plan for the 2025-26 School Year

Lakeland Ridge

Measure Results

Priority	Goal	Measure	Description	2022-23	2023-24	2024-25	Trendline
P1	G2	M197	The percentage of students who achieve the acceptable standard in: Grade 9 Mathematics PAT.	69.60%	58.60%	No Result	
P1	G2	M200	The percentage of students who achieve the acceptable standard in: Grade 6 Mathematics PAT.	94.30%	No Result	No Result	

School Education Plan for the 2025-26 School Year

Lakeland Ridge

SCHOOL GOAL 2

Strengthen student-staff and peer-to-peer relationships by implementing strategies that focus on connection and belonging.

Related Division Goals

- Priority 1, Goal 2: Promote Growth and Success for All Students; Success for Every Student.
- Priority 3, Goal 1: Enhance Public Education Through Effective Engagement; Parent and Caregiver Engagement.

Strategy

Building School Community

- Explore cross-grade groupings
- Use restorative practices and circles with students and staff
- Offering a diversity of student-driven clubs/activities
- Develop a plan for identifying a “safe” person

School Education Plan for the 2025-26 School Year

Lakeland Ridge

Implement the Collaborative Response Model to support connections and well-being

- leverage early out Wednesdays
- develop a continuum of supports
- collaborative team meetings

Build Staff Capacity in supporting belonging (feeling valued, accepted and respected)

Continue professional development related to:

- Mental Health Flagship and Playshops
- Trauma and the brain
- Anti-racism
- 2SLGBTQIA+ inclusion

School Education Plan for the 2025-26 School Year

Lakeland Ridge

Measure Results

Priority	Goal	Measure	Description	2022-23	2023-24	2024-25	Trendline
P2	G2	M78	The percentage of teachers, families and students who agree students at their school model of active citizenship.	81.20%	81.60%	75.10%	
P2	G2	M79	The percentage of EIPS stakeholders who agree their/their child's school encourages learners to be responsible, respectful and engaged citizens.	85.45%	76.92%	77.11%	
P2	G2	M84	Percentage of teacher, parent and student agreement that: students are safe at school, are learning the importance of caring for others, are learning respect for others and are treated fairly in my school.	91.10%	88.10%	85.10%	
P2	G2	M85	The percentage of parents and caregivers who agree teachers care about their child.	91.70%	87.50%	88.40%	
P2	G2	M86	The percentage of students who agree their teachers care about them.	84.85%	78.55%	83.05%	
P2	G2	M93	The percentage of students who agree they are safe at school.	87.70%	86.90%	84.65%	

School Education Plan for the 2025-26 School Year

Lakeland Ridge

Measure Results

Priority	Goal	Measure	Description	2022-23	2023-24	2024-25	Trendline
P2	G2	M94	The percentage of EIPS stakeholders who agree their school is safe.	89.45%	82.99%	77.27%	