

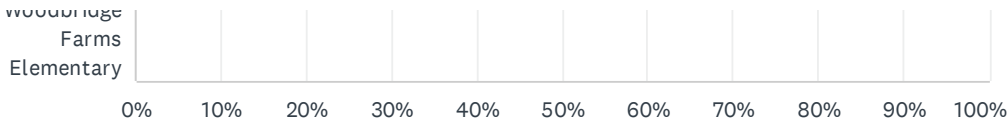
Q1 What school does your child currently attend?If you have more than one child attending an EIPS school or a child who attends classes at more than one EIPS school, complete this survey for each one.

Answered: 90 Skipped: 0

A.L. Horton Elementary										
Ardrossan Elementary										
Ardrossan Junior Senior High										
Bev Facey Community High										
Brentwood Elementary										
Bruderheim School										
Clover Bar Junior High										
Davidson Creek Elementary										
École Campbelltown										
École Parc Élémentaire										
F.R. Haythorne Junior High										
Fort Saskatchewan Christian										
Fort Saskatchewan Elementary										
Fort Saskatchewan High										
Fultonvale Elementary Junior High										
Glen Allan Elementary										
Heritage Hills Elementary										
James Mowat										

[illegible]

2024-25 EIPS Annual Feedback Survey: For Parents and Caregivers



2024-25 EIPS Annual Feedback Survey: For Parents and Caregivers

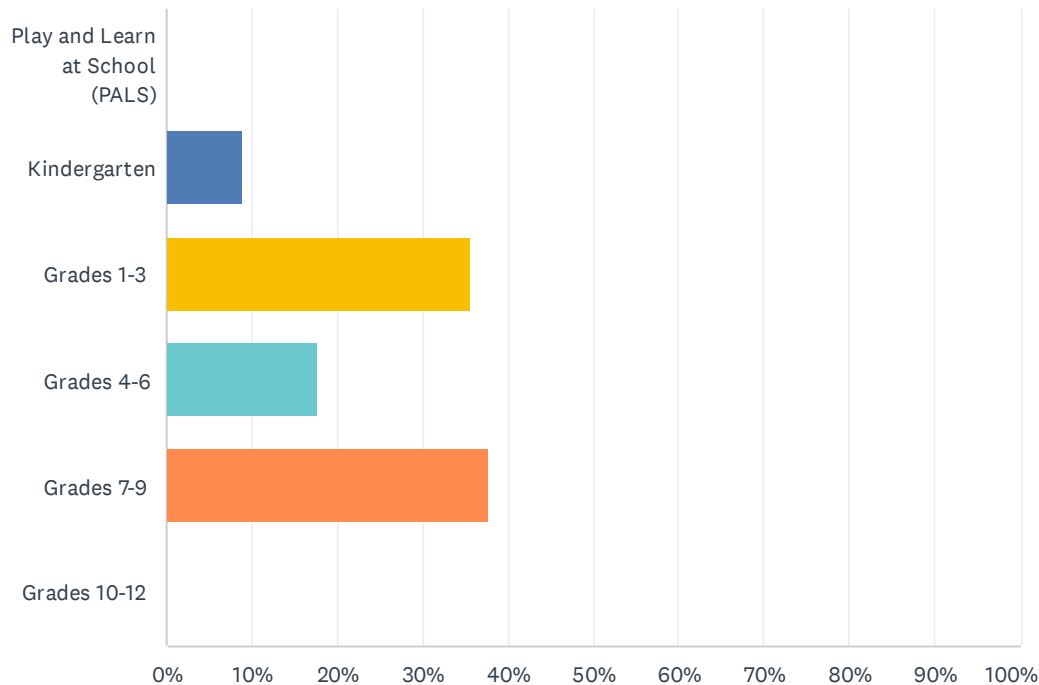
ANSWER CHOICES	RESPONSES	
A.L. Horton Elementary	0.00%	0
Ardrossan Elementary	0.00%	0
Ardrossan Junior Senior High	0.00%	0
Bev Facey Community High	0.00%	0
Brentwood Elementary	0.00%	0
Bruderheim School	0.00%	0
Clover Bar Junior High	0.00%	0
Davidson Creek Elementary	0.00%	0
École Campbelltown	0.00%	0
École Parc Élémentaire	0.00%	0
F.R. Haythorne Junior High	0.00%	0
Fort Saskatchewan Christian	0.00%	0
Fort Saskatchewan Elementary	0.00%	0
Fort Saskatchewan High	0.00%	0
Fultonvale Elementary Junior High	0.00%	0
Glen Allan Elementary	0.00%	0
Heritage Hills Elementary	0.00%	0
James Mowat Elementary	0.00%	0
Lakeland Ridge	100.00%	90
Lamont Elementary	0.00%	0
Lamont High	0.00%	0
Mills Haven Elementary	0.00%	0
Mundare School	0.00%	0
Next Step Fort Saskatchewan	0.00%	0
Next Step Sherwood Park	0.00%	0
Next Step Vegreville	0.00%	0
Pine Street Elementary	0.00%	0
Rudolph Hennig Junior High	0.00%	0
Salisbury Composite High	0.00%	0
Sherwood Heights Junior High	0.00%	0
SouthPointe School	0.00%	0
Strathcona Christian Academy Elementary	0.00%	0

2024-25 EIPS Annual Feedback Survey: For Parents and Caregivers

Strathcona Christian Academy Secondary	0.00%	0
Uncas Elementary	0.00%	0
Vegreville Composite High	0.00%	0
Wes Hosford Elementary	0.00%	0
Westboro Elementary	0.00%	0
Win Ferguson Elementary	0.00%	0
Woodbridge Farms Elementary	0.00%	0
TOTAL		90

Q2 What grade is your child currently in?

Answered: 90 Skipped: 0



ANSWER CHOICES	RESPONSES	
Play and Learn at School (PALS)	0.00%	0
Kindergarten	8.89%	8
Grades 1-3	35.56%	32
Grades 4-6	17.78%	16
Grades 7-9	37.78%	34
Grades 10-12	0.00%	0
TOTAL		90

Q3 As a result of being in the Play and Learn at School (PALS) program, my child’s demonstrating growth in their development.

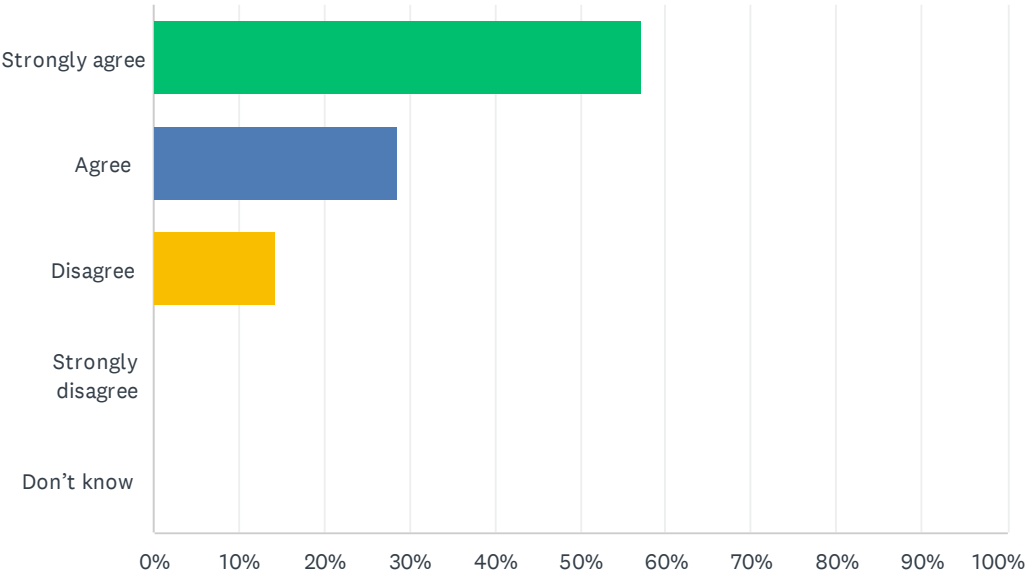
Answered: 0 Skipped: 90

 No matching responses.

ANSWER CHOICES	RESPONSES	
Strongly agree	0.00%	0
Agree	0.00%	0
Disagree	0.00%	0
Strongly disagree	0.00%	0
Don't know	0.00%	0
TOTAL		0

Q4 As a result of being in the kindergarten program, my child’s becoming ready to enter Grade 1.

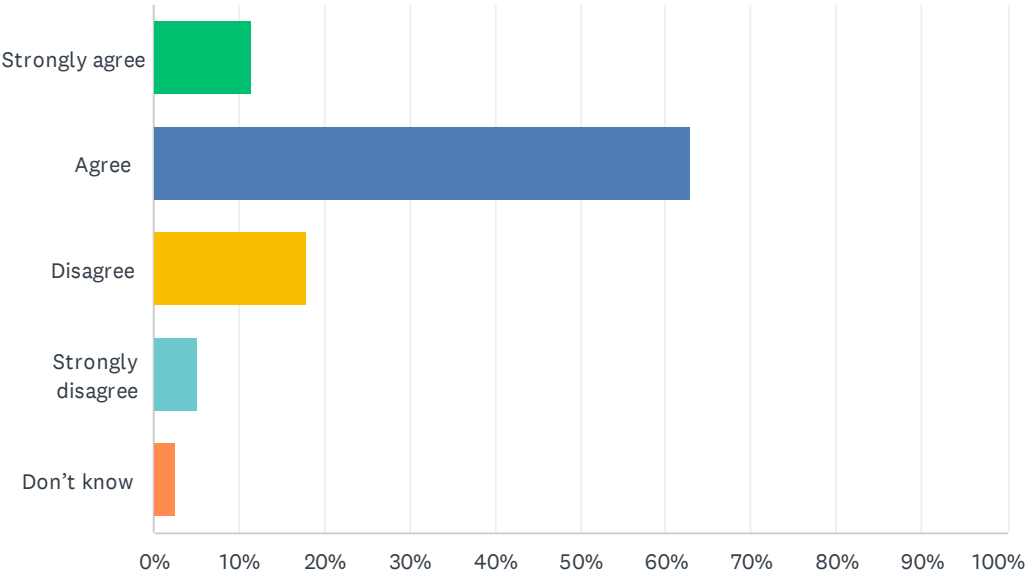
Answered: 7 Skipped: 83



ANSWER CHOICES	RESPONSES	
Strongly agree	57.14%	4
Agree	28.57%	2
Disagree	14.29%	1
Strongly disagree	0.00%	0
Don't know	0.00%	0
TOTAL		7

Q5 My child's individual needs are met.

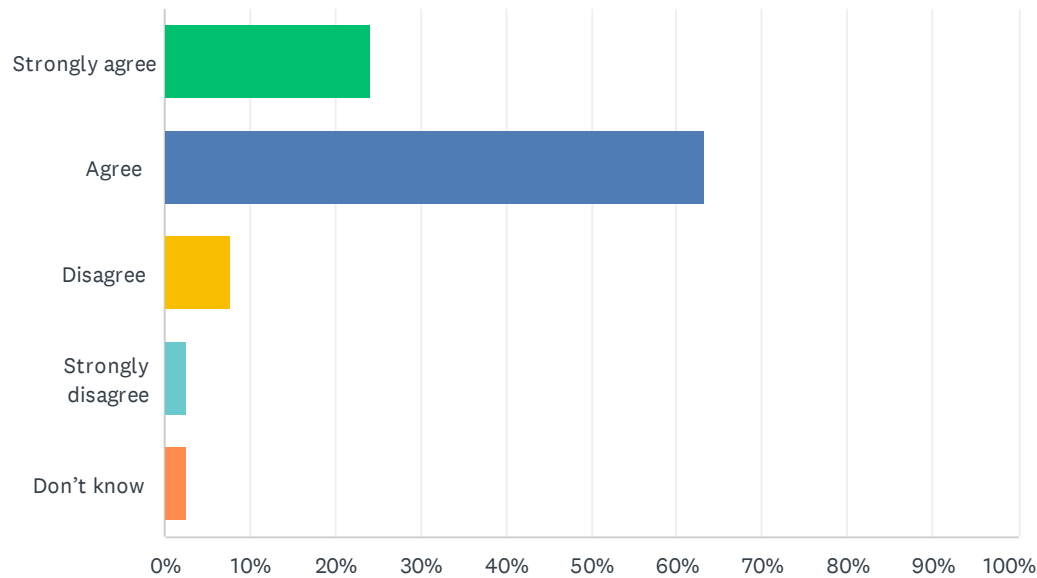
Answered: 78 Skipped: 12



ANSWER CHOICES	RESPONSES	
Strongly agree	11.54%	9
Agree	62.82%	49
Disagree	17.95%	14
Strongly disagree	5.13%	4
Don't know	2.56%	2
TOTAL		78

Q6 My child's encouraged to do their best.

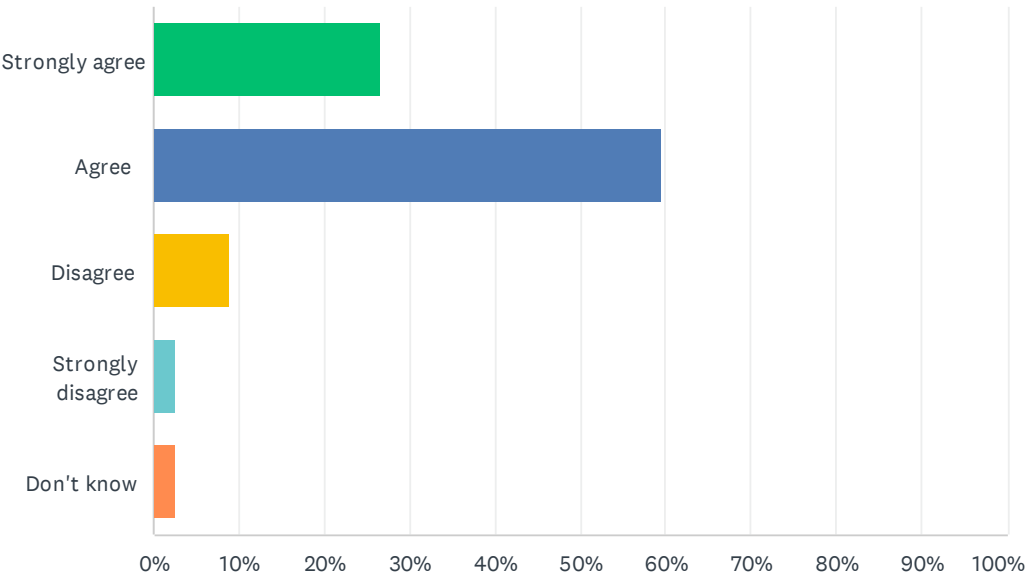
Answered: 79 Skipped: 11



ANSWER CHOICES	RESPONSES	
Strongly agree	24.05%	19
Agree	63.29%	50
Disagree	7.59%	6
Strongly disagree	2.53%	2
Don't know	2.53%	2
TOTAL		79

Q7 My child's demonstrating growth in literacy.

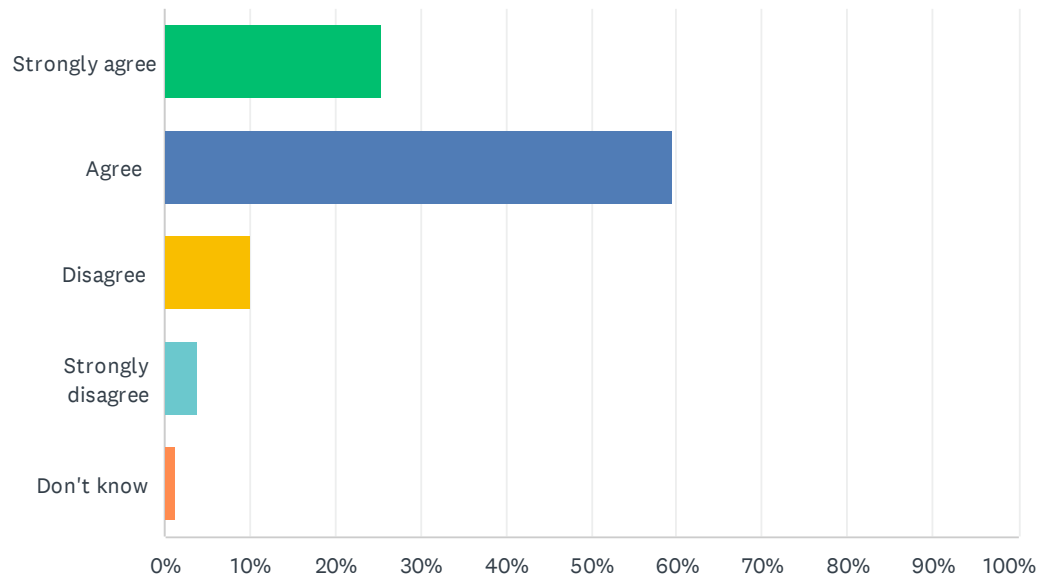
Answered: 79 Skipped: 11



ANSWER CHOICES	RESPONSES	
Strongly agree	26.58%	21
Agree	59.49%	47
Disagree	8.86%	7
Strongly disagree	2.53%	2
Don't know	2.53%	2
TOTAL		79

Q8 My child's demonstrating growth in numeracy.

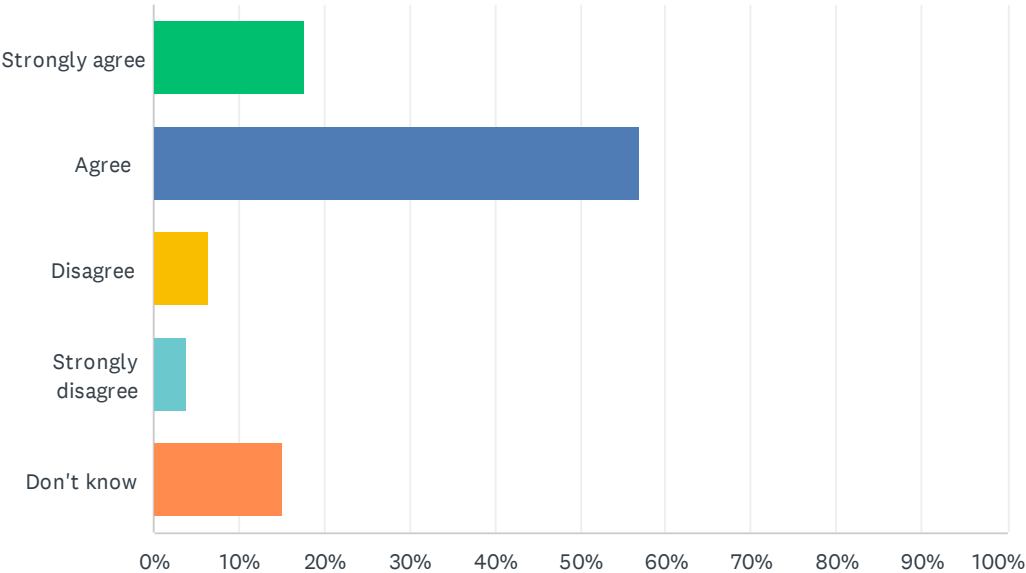
Answered: 79 Skipped: 11



ANSWER CHOICES	RESPONSES	
Strongly agree	25.32%	20
Agree	59.49%	47
Disagree	10.13%	8
Strongly disagree	3.80%	3
Don't know	1.27%	1
TOTAL		79

Q9 My child has an understanding of First Nations, Métis and Inuit culture and history.

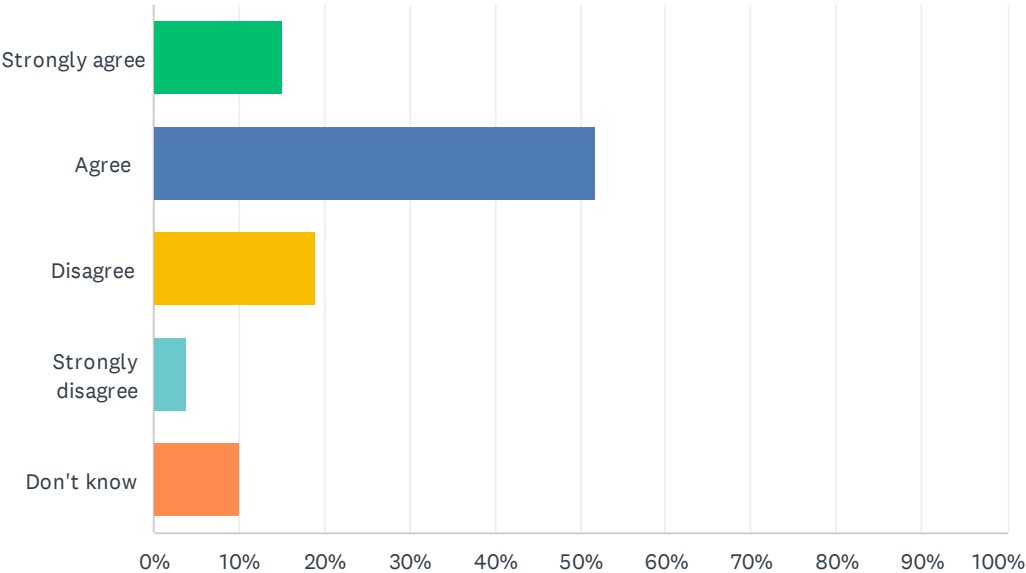
Answered: 79 Skipped: 11



ANSWER CHOICES	RESPONSES	
Strongly agree	17.72%	14
Agree	56.96%	45
Disagree	6.33%	5
Strongly disagree	3.80%	3
Don't know	15.19%	12
TOTAL		79

Q10 My child's learning the knowledge, skills and attitudes necessary to be successful in life.

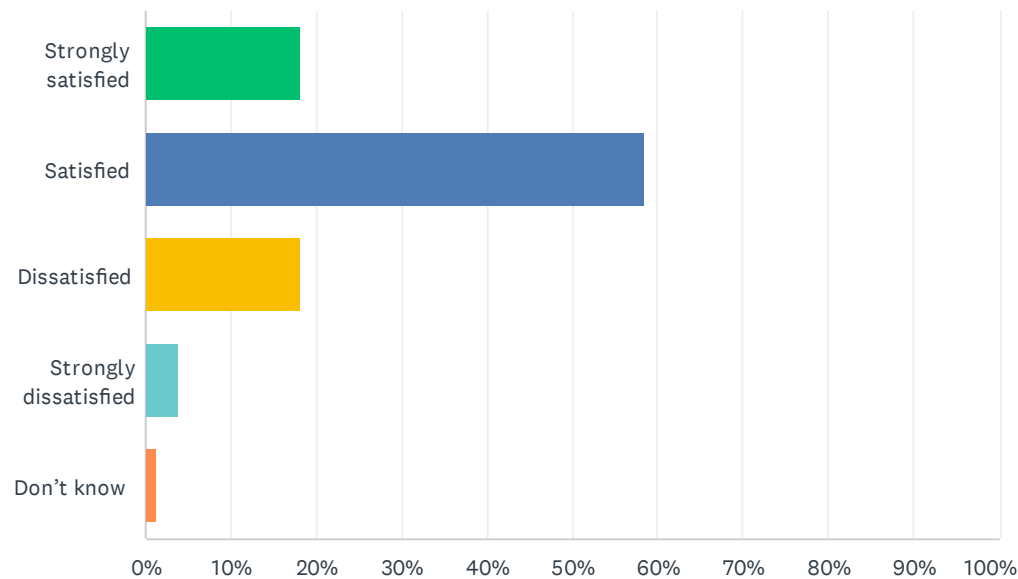
Answered: 79 Skipped: 11



ANSWER CHOICES	RESPONSES	
Strongly agree	15.19%	12
Agree	51.90%	41
Disagree	18.99%	15
Strongly disagree	3.80%	3
Don't know	10.13%	8
TOTAL		79

Q11 How satisfied are you with the quality of education your child's receiving at school?

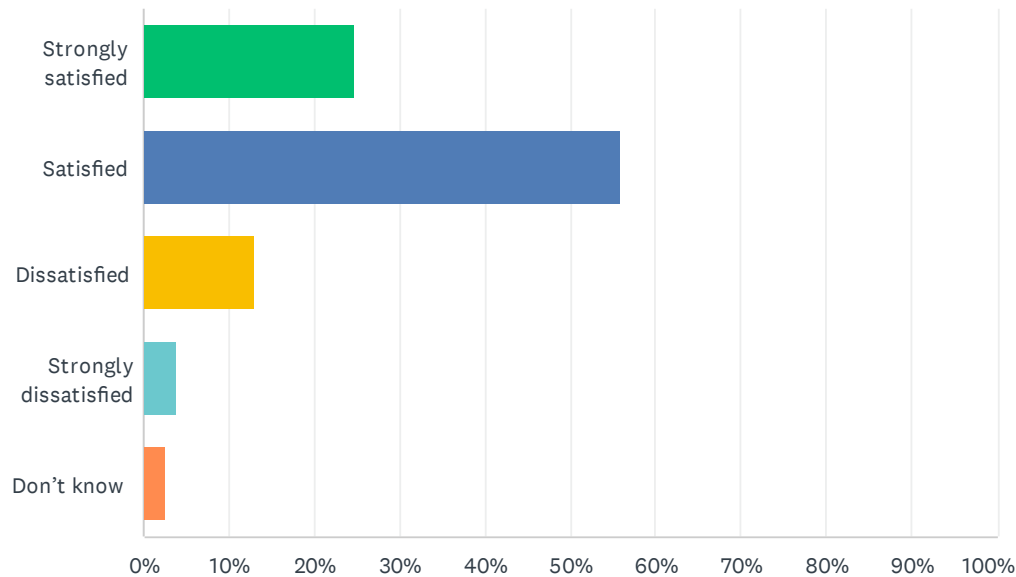
Answered: 77 Skipped: 13



ANSWER CHOICES	RESPONSES	
Strongly satisfied	18.18%	14
Satisfied	58.44%	45
Dissatisfied	18.18%	14
Strongly dissatisfied	3.90%	3
Don't know	1.30%	1
TOTAL		77

Q12 How satisfied are you with the quality of teaching at your child’s school?

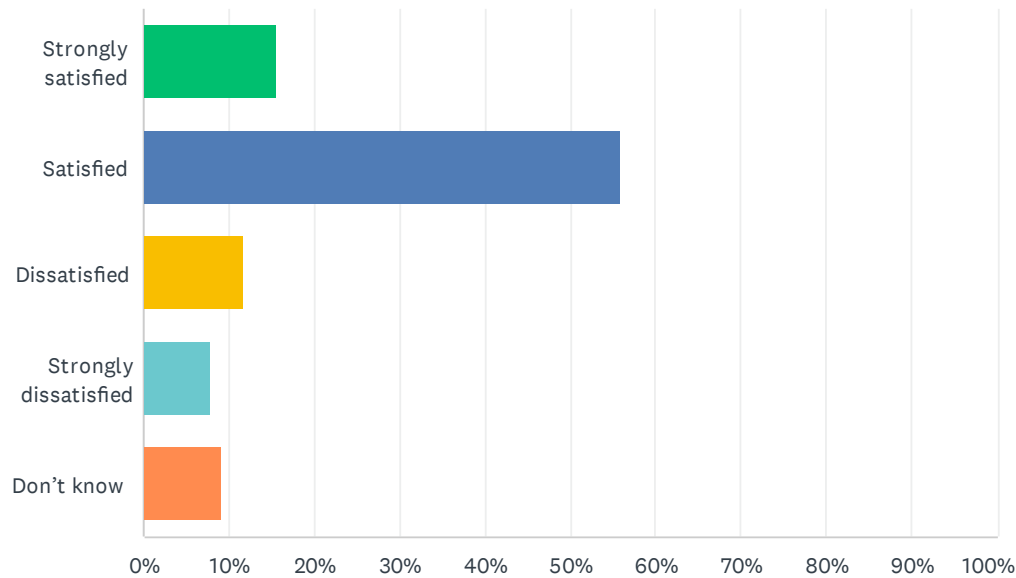
Answered: 77 Skipped: 13



ANSWER CHOICES	RESPONSES	
Strongly satisfied	24.68%	19
Satisfied	55.84%	43
Dissatisfied	12.99%	10
Strongly dissatisfied	3.90%	3
Don't know	2.60%	2
TOTAL		77

Q13 How satisfied are you with the leadership at your child's school?

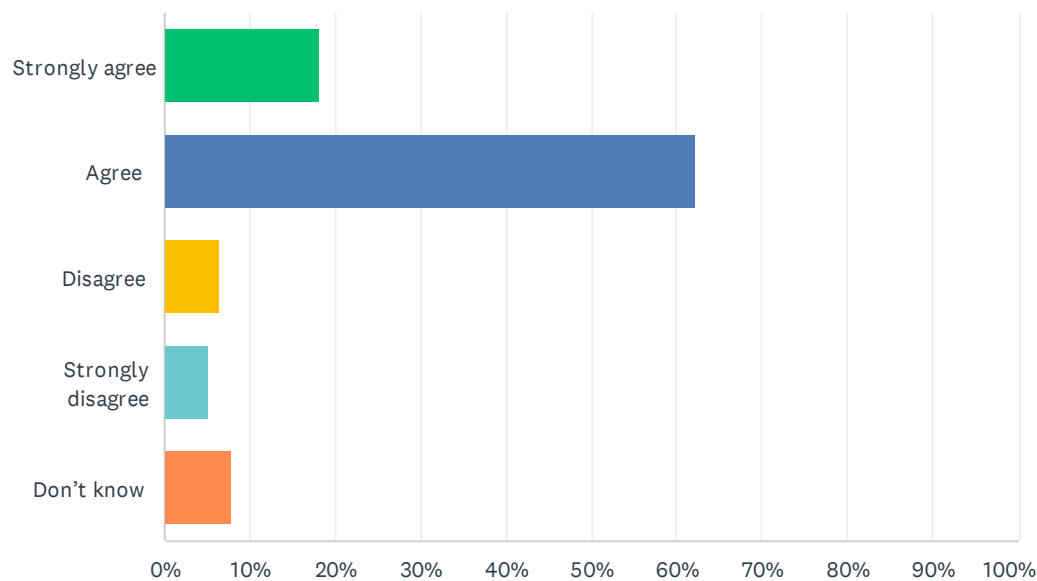
Answered: 77 Skipped: 13



ANSWER CHOICES		RESPONSES	
Strongly satisfied		15.58%	12
Satisfied		55.84%	43
Dissatisfied		11.69%	9
Strongly dissatisfied		7.79%	6
Don't know		9.09%	7
TOTAL			77

Q14 My child’s school encourages my child to be a responsible, respectful and engaged citizen.

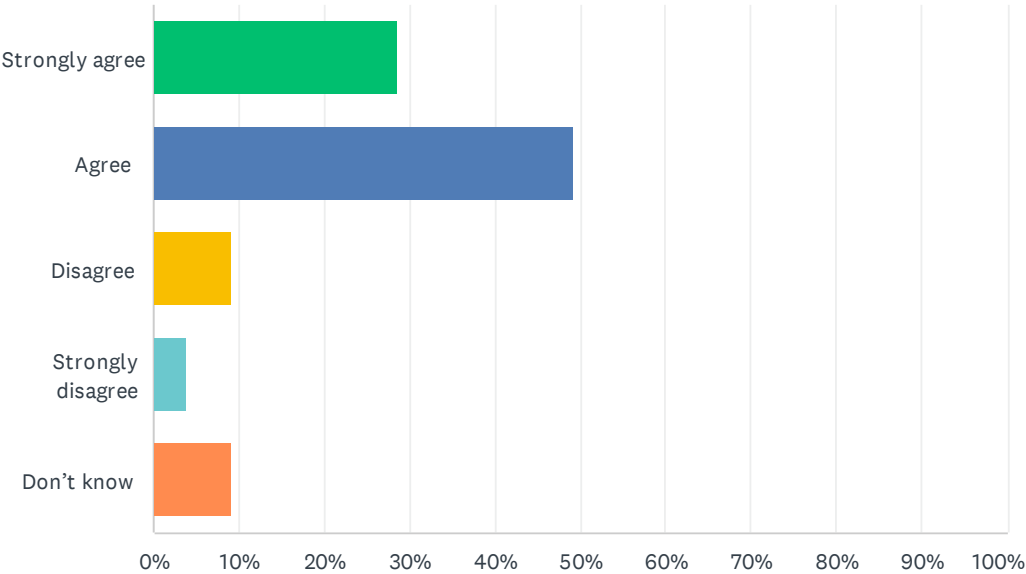
Answered: 77 Skipped: 13



ANSWER CHOICES	RESPONSES	
Strongly agree	18.18%	14
Agree	62.34%	48
Disagree	6.49%	5
Strongly disagree	5.19%	4
Don't know	7.79%	6
TOTAL		77

Q15 School staff care about my child.

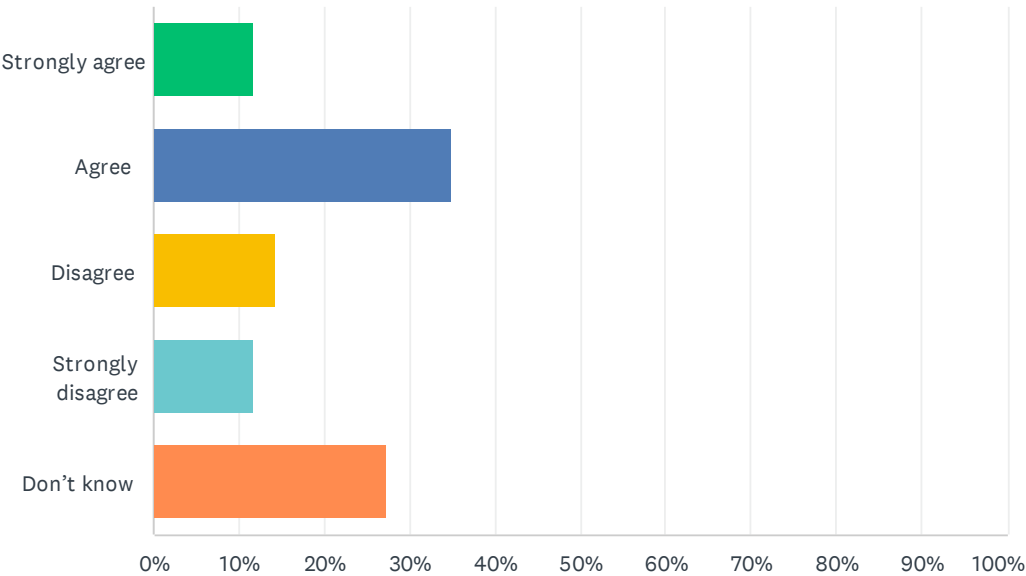
Answered: 77 Skipped: 13



ANSWER CHOICES	RESPONSES	
Strongly agree	28.57%	22
Agree	49.35%	38
Disagree	9.09%	7
Strongly disagree	3.90%	3
Don't know	9.09%	7
TOTAL		77

Q16 My child’s school handles discipline fairly and reasonably.

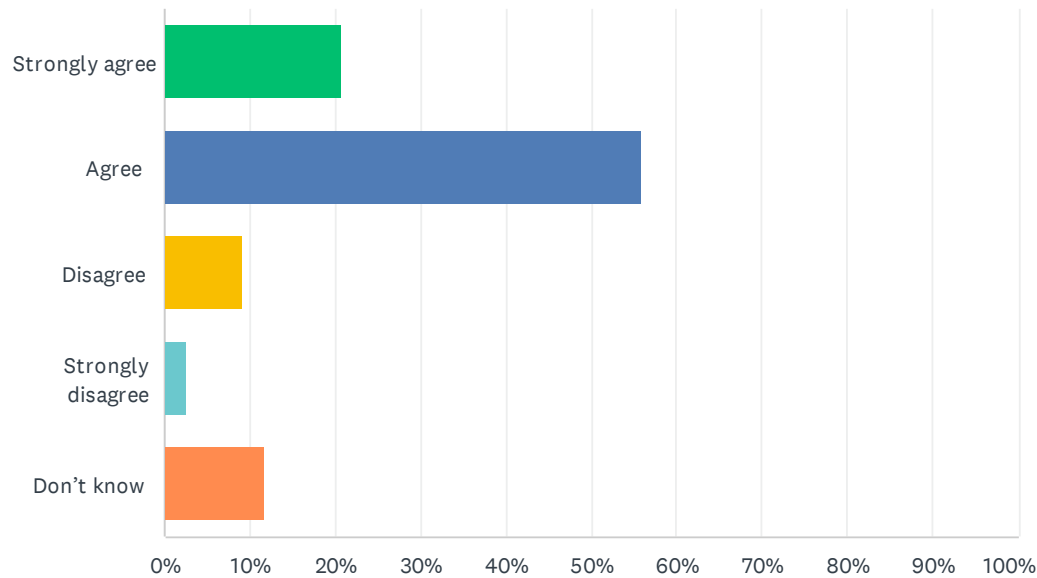
Answered: 77 Skipped: 13



ANSWER CHOICES	RESPONSES	
Strongly agree	11.69%	9
Agree	35.06%	27
Disagree	14.29%	11
Strongly disagree	11.69%	9
Don't know	27.27%	21
TOTAL		77

Q17 My child's school is safe.

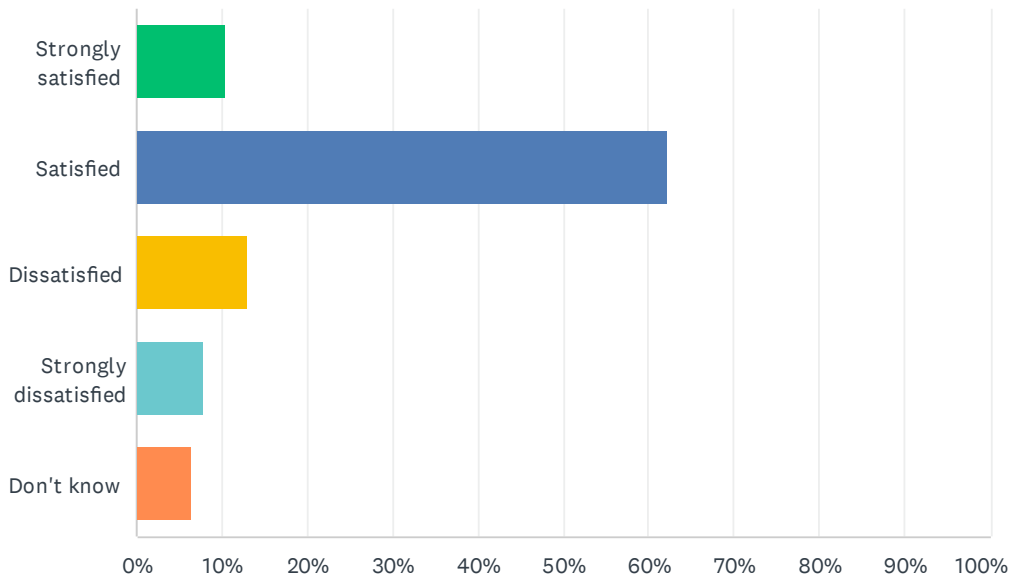
Answered: 77 Skipped: 13



ANSWER CHOICES	RESPONSES	
Strongly agree	20.78%	16
Agree	55.84%	43
Disagree	9.09%	7
Strongly disagree	2.60%	2
Don't know	11.69%	9
TOTAL		77

Q18 How satisfied are you with the resources available to support your child's learning?

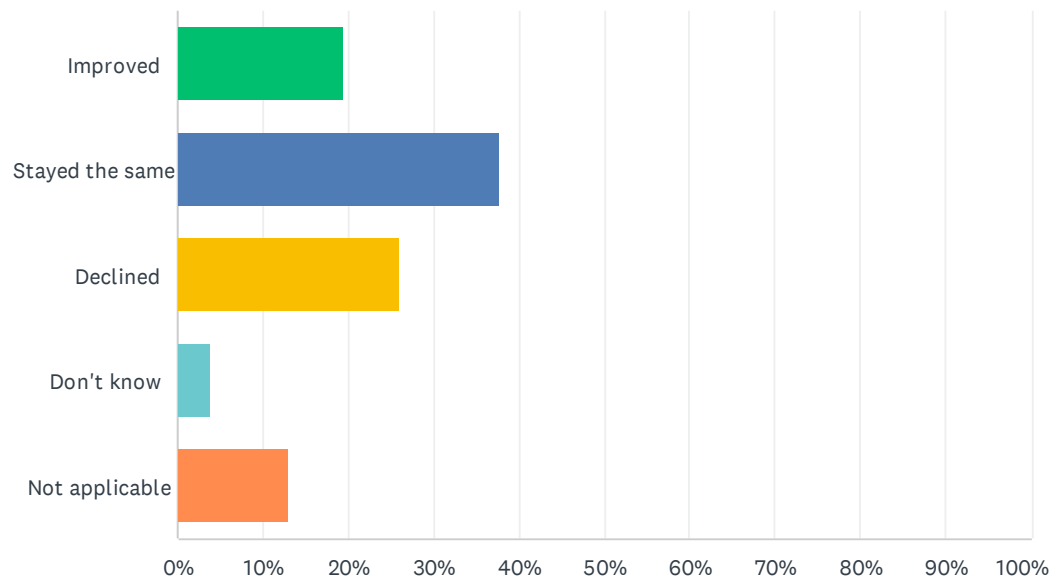
Answered: 77 Skipped: 13



ANSWER CHOICES	RESPONSES	
Strongly satisfied	10.39%	8
Satisfied	62.34%	48
Dissatisfied	12.99%	10
Strongly dissatisfied	7.79%	6
Don't know	6.49%	5
TOTAL		77

Q19 In your opinion, has the quality of education your child's experienced improved, stayed the same or declined in the past three years?

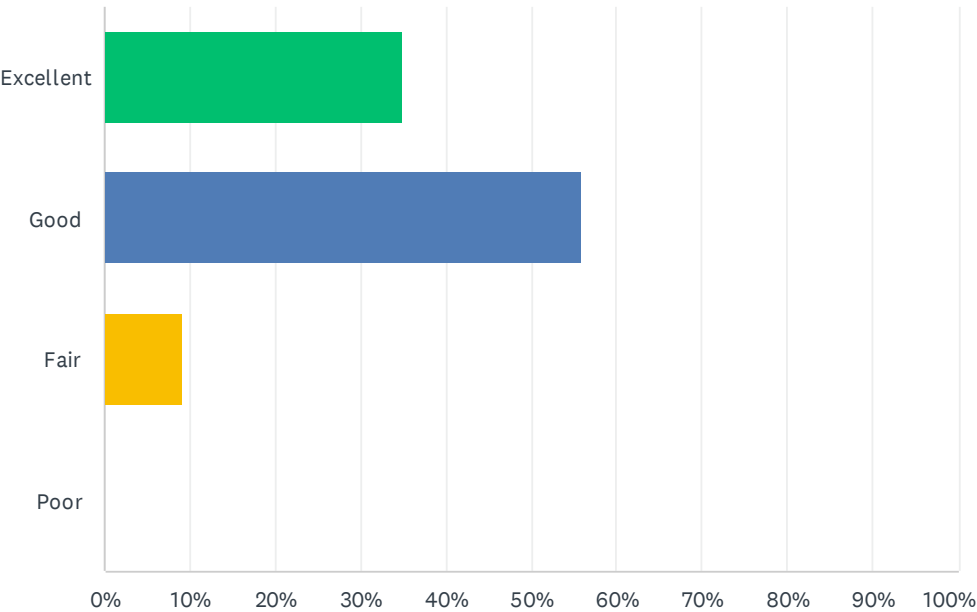
Answered: 77 Skipped: 13



ANSWER CHOICES	RESPONSES	
Improved	19.48%	15
Stayed the same	37.66%	29
Declined	25.97%	20
Don't know	3.90%	3
Not applicable	12.99%	10
TOTAL		77

Q20 How do you rate the physical condition of your child's school?

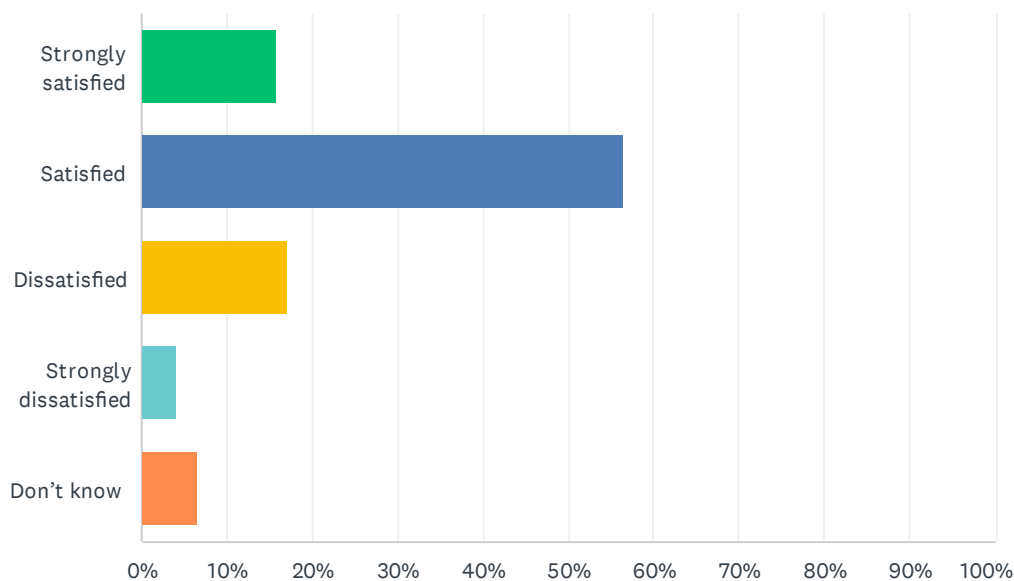
Answered: 77 Skipped: 13



ANSWER CHOICES	RESPONSES	
Excellent	35.06%	27
Good	55.84%	43
Fair	9.09%	7
Poor	0.00%	0
TOTAL		77

Q21 How satisfied are you with the opportunities provided to be involved in your child's education?Refer to the EIPS Parent Engagement overview for examples of involvement and engagement opportunities that help support student success.

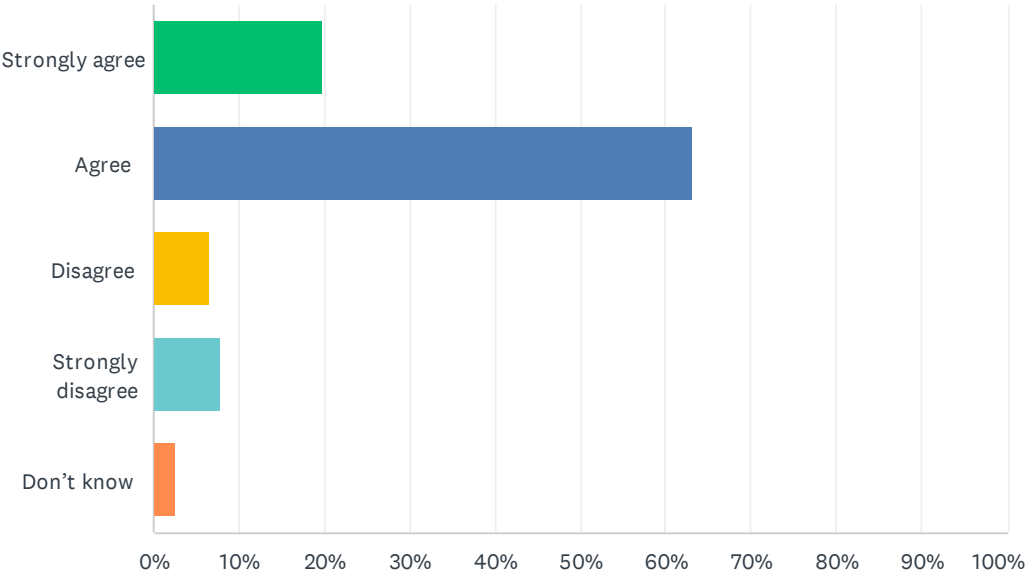
Answered: 76 Skipped: 14



ANSWER CHOICES	RESPONSES	
Strongly satisfied	15.79%	12
Satisfied	56.58%	43
Dissatisfied	17.11%	13
Strongly dissatisfied	3.95%	3
Don't know	6.58%	5
TOTAL		76

Q22 The school keeps me informed about my child's progress and achievement.

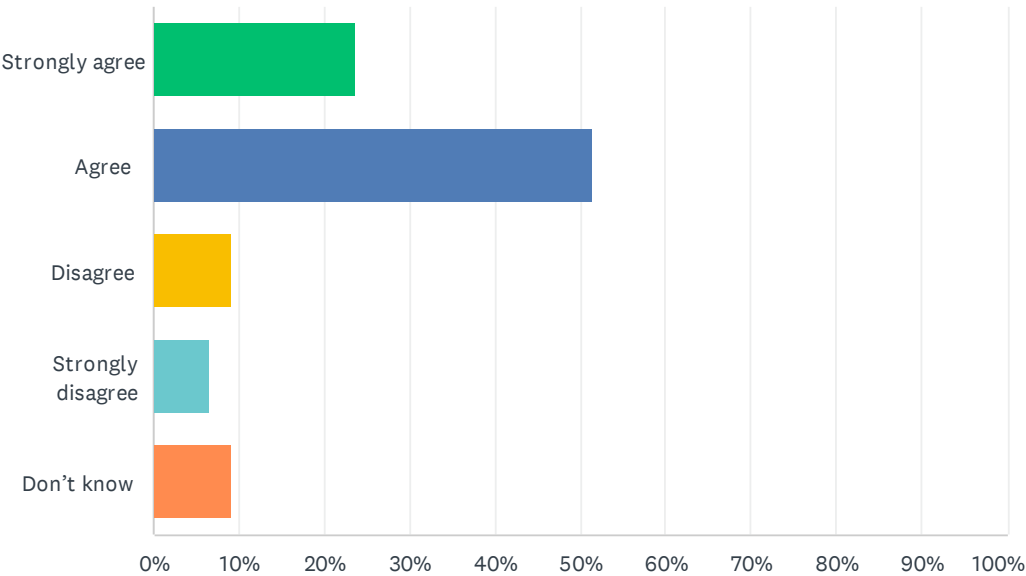
Answered: 76 Skipped: 14



ANSWER CHOICES	RESPONSES	
Strongly agree	19.74%	15
Agree	63.16%	48
Disagree	6.58%	5
Strongly disagree	7.89%	6
Don't know	2.63%	2
TOTAL		76

Q23 There is open and honest communication within my child's school.

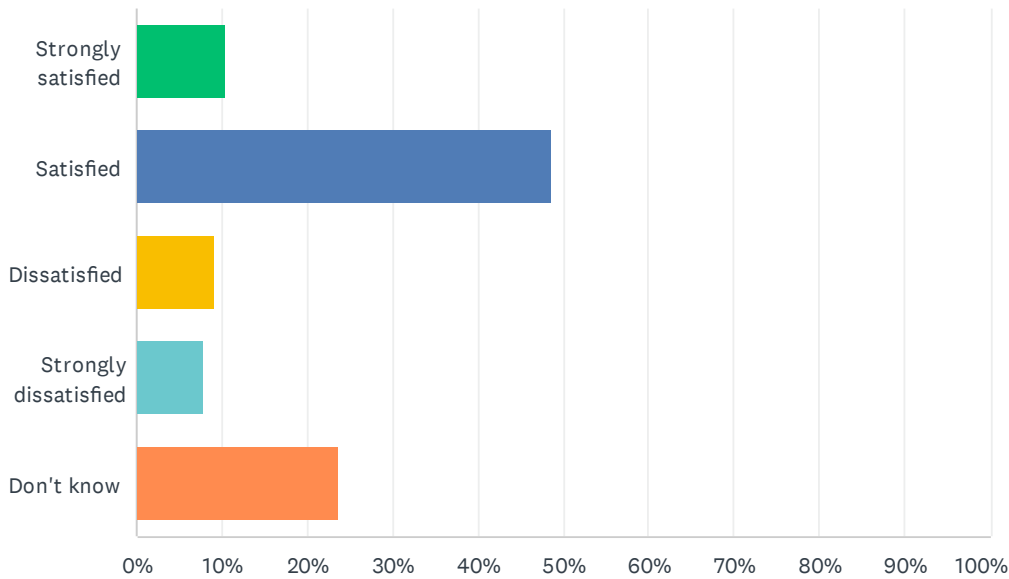
Answered: 76 Skipped: 14



ANSWER CHOICES	RESPONSES	
Strongly agree	23.68%	18
Agree	51.32%	39
Disagree	9.21%	7
Strongly disagree	6.58%	5
Don't know	9.21%	7
TOTAL		76

Q24 How satisfied are you with the Division’s commitment to engaging stakeholders—including parents and caregivers—about matters that affect decision-making and public education?Refer to the list of recent public engagement efforts throughout EIPS for examples of involvement and engagement opportunities.

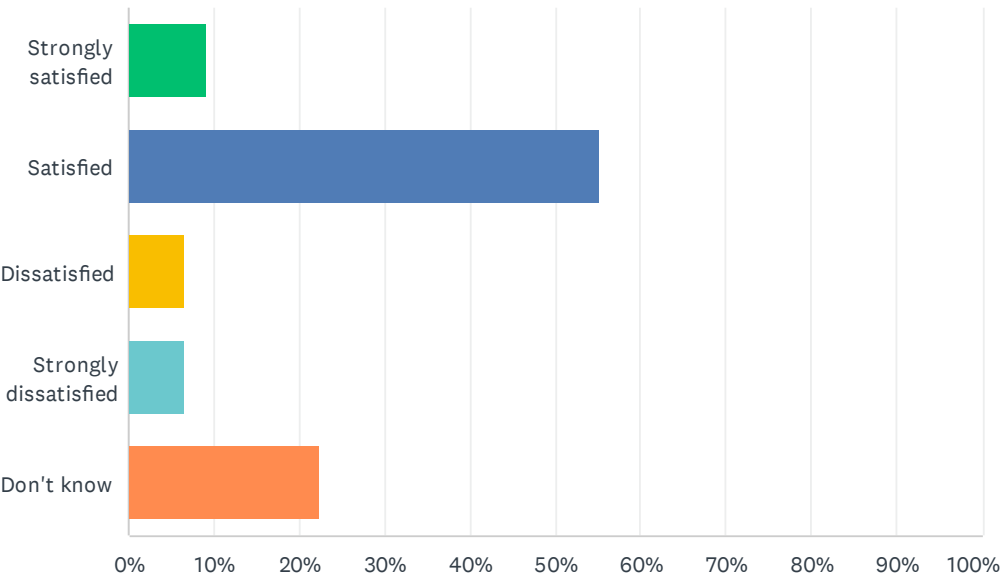
Answered: 76 Skipped: 14



ANSWER CHOICES	RESPONSES	
Strongly satisfied	10.53%	8
Satisfied	48.68%	37
Dissatisfied	9.21%	7
Strongly dissatisfied	7.89%	6
Don't know	23.68%	18
TOTAL		76

Q25 How satisfied are you with the Division’s commitment to advocating for public education?Refer to the Board Advocacy page for examples of ongoing advocacy work of the Board of Trustees.

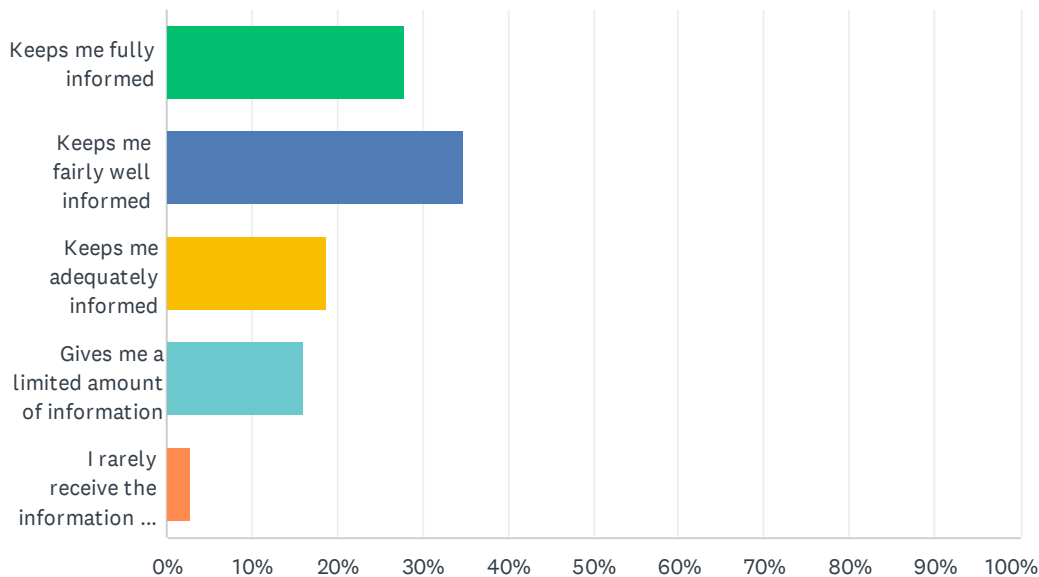
Answered: 76 Skipped: 14



ANSWER CHOICES	RESPONSES	
Strongly satisfied	9.21%	7
Satisfied	55.26%	42
Dissatisfied	6.58%	5
Strongly dissatisfied	6.58%	5
Don't know	22.37%	17
TOTAL		76

Q26 Elk Island Public Schools appreciates the opportunity to stay connected with parents and caregivers about news, activities, programs and other matters of importance. What is your impression of the communication you receive from your child's school?

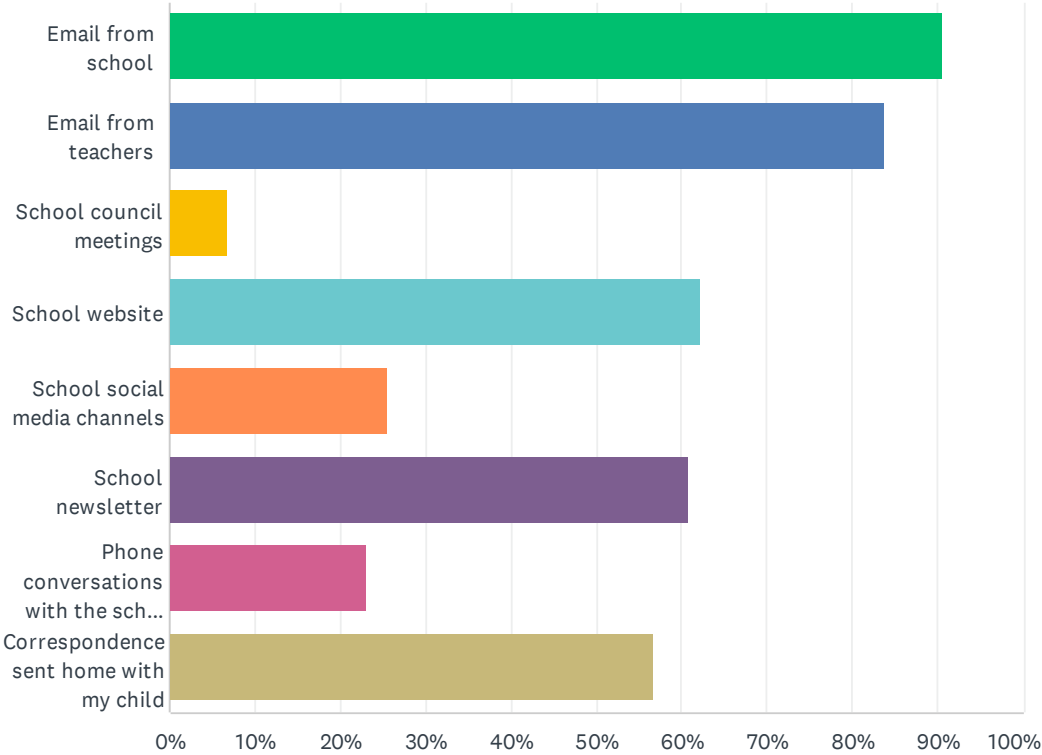
Answered: 75 Skipped: 15



ANSWER CHOICES	RESPONSES	
Keeps me fully informed	28.00%	21
Keeps me fairly well informed	34.67%	26
Keeps me adequately informed	18.67%	14
Gives me a limited amount of information	16.00%	12
I rarely receive the information I need	2.67%	2
TOTAL		75

Q27 Do you regularly make use of the following to keep up to date on school activities, programs, etc.? Check all that apply.

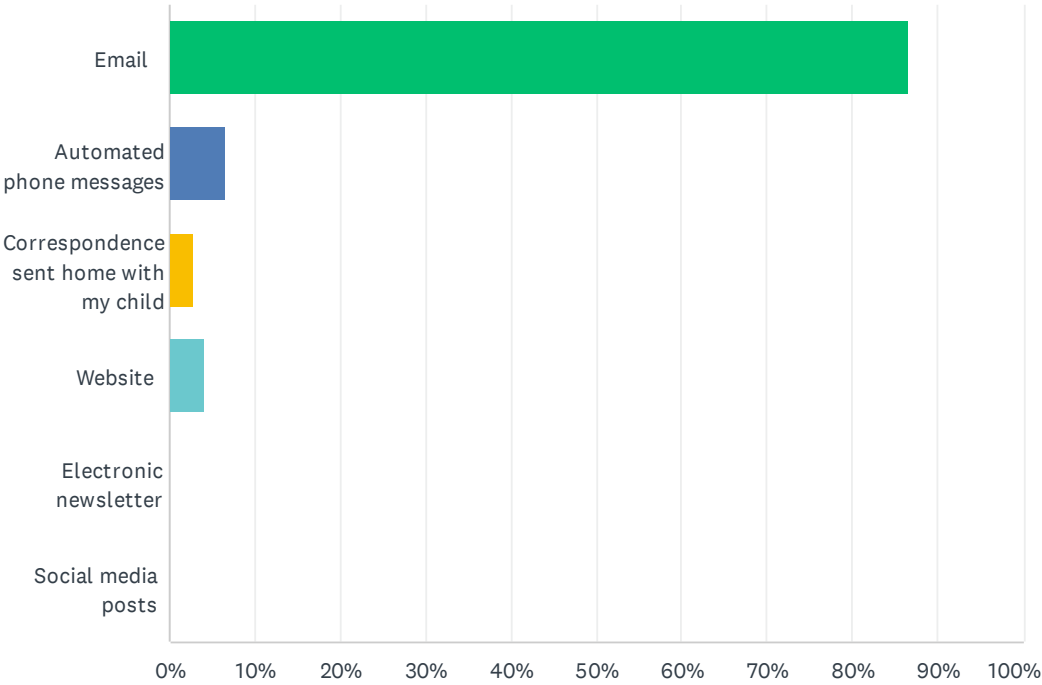
Answered: 74 Skipped: 16



ANSWER CHOICES	RESPONSES	
Email from school	90.54%	67
Email from teachers	83.78%	62
School council meetings	6.76%	5
School website	62.16%	46
School social media channels	25.68%	19
School newsletter	60.81%	45
Phone conversations with the school or teachers	22.97%	17
Correspondence sent home with my child	56.76%	42
Total Respondents: 74		

Q28 What is your most preferred method of communication from the school and Division?

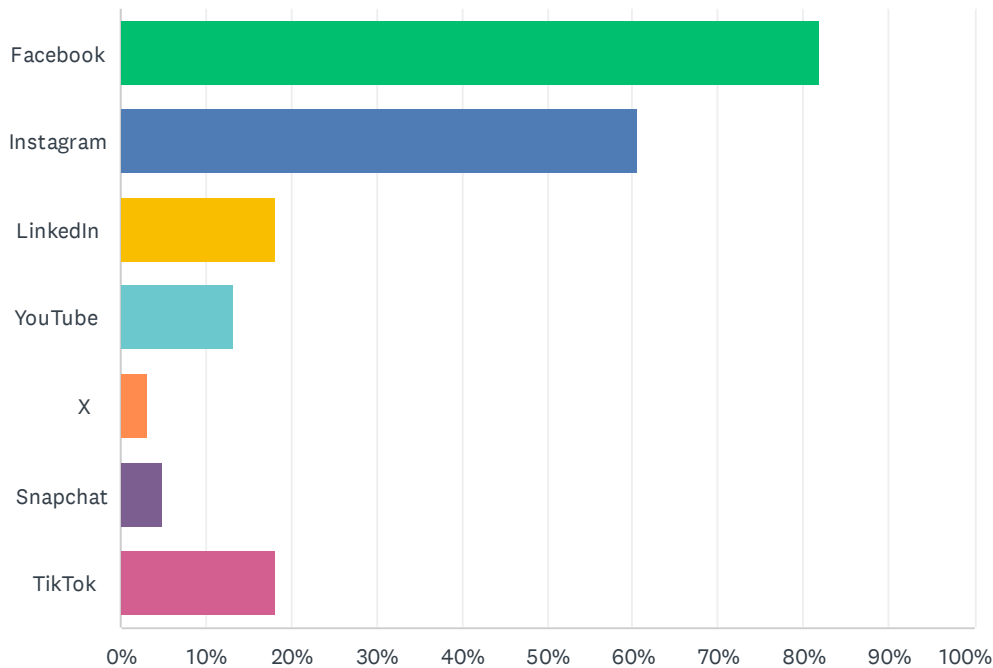
Answered: 75 Skipped: 15



ANSWER CHOICES	RESPONSES	
Email	86.67%	65
Automated phone messages	6.67%	5
Correspondence sent home with my child	2.67%	2
Website	4.00%	3
Electronic newsletter	0.00%	0
Social media posts	0.00%	0
TOTAL		75

Q29 The Division and schools often share news and information on social media. Which of the following platforms do you use? Check all that apply.

Answered: 61 Skipped: 29



ANSWER CHOICES	RESPONSES	
Facebook	81.97%	50
Instagram	60.66%	37
LinkedIn	18.03%	11
YouTube	13.11%	8
X	3.28%	2
Snapchat	4.92%	3
TikTok	18.03%	11
Total Respondents: 61		