

EIPS Parent Survey 2021-22



EIPS Parent Survey 2021-22

0% 10% 20% 30% 40% 50% 60% 70% 80% 90% 100%

EIPS Parent Survey 2021-22

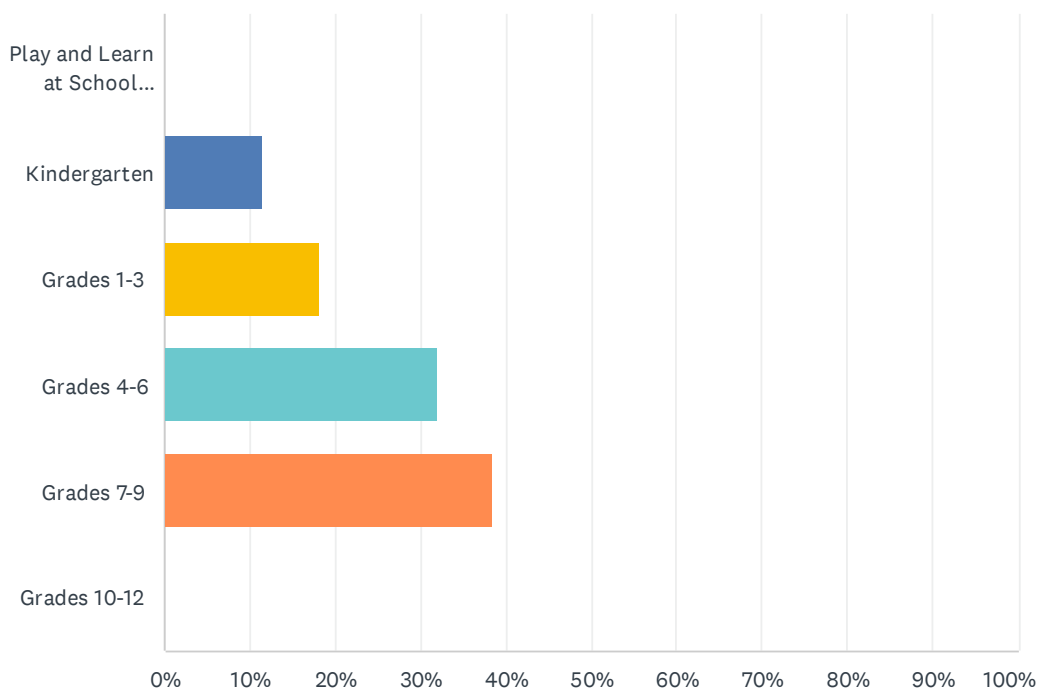
ANSWER CHOICES	RESPONSES	
A.L. Horton Elementary	0.00%	0
Andrew School	0.00%	0
Ardrossan Elementary	0.00%	0
Ardrossan Junior Senior High	0.00%	0
Bev Facey Community High	0.00%	0
Brentwood Elementary	0.00%	0
Bruderheim School	0.00%	0
Clover Bar Junior High	0.00%	0
Davidson Creek Elementary	0.00%	0
École Campbelltown	0.00%	0
École Parc Élémentaire	0.00%	0
F.R. Haythorne Junior High	0.00%	0
Fort Saskatchewan Christian	0.00%	0
Fort Saskatchewan Elementary	0.00%	0
Fort Saskatchewan High	0.00%	0
Fultonvale Elementary Junior High	0.00%	0
Glen Allan Elementary	0.00%	0
Heritage Hills Elementary	0.00%	0
James Mowat Elementary	0.00%	0
Lakeland Ridge	100.00%	138
Lamont Elementary	0.00%	0
Lamont High	0.00%	0
Mills Haven Elementary	0.00%	0
Mundare School	0.00%	0
Next Step/Outreach	0.00%	0
Pine Street Elementary	0.00%	0
Rudolph Hennig Junior High	0.00%	0
Salisbury Composite High	0.00%	0
Sherwood Heights Junior High	0.00%	0
SouthPointe School	0.00%	0
Strathcona Christian Academy Elementary	0.00%	0
Strathcona Christian Academy Secondary	0.00%	0

EIPS Parent Survey 2021-22

Uncas Elementary	0.00%	0
Vegreville Composite High	0.00%	0
Wes Hosford Elementary	0.00%	0
Westboro Elementary	0.00%	0
Win Ferguson Elementary	0.00%	0
Woodbridge Farms Elementary	0.00%	0
Home Education	0.00%	0
TOTAL		138

Q2 What grade is your child currently in?

Answered: 138 Skipped: 0



ANSWER CHOICES	RESPONSES	
Play and Learn at School (PALS)	0.00%	0
Kindergarten	11.59%	16
Grades 1-3	18.12%	25
Grades 4-6	31.88%	44
Grades 7-9	38.41%	53
Grades 10-12	0.00%	0
TOTAL		138

Q3 As a result of being in the Play and Learn at School (PALS) program, my child's demonstrating growth in their development.

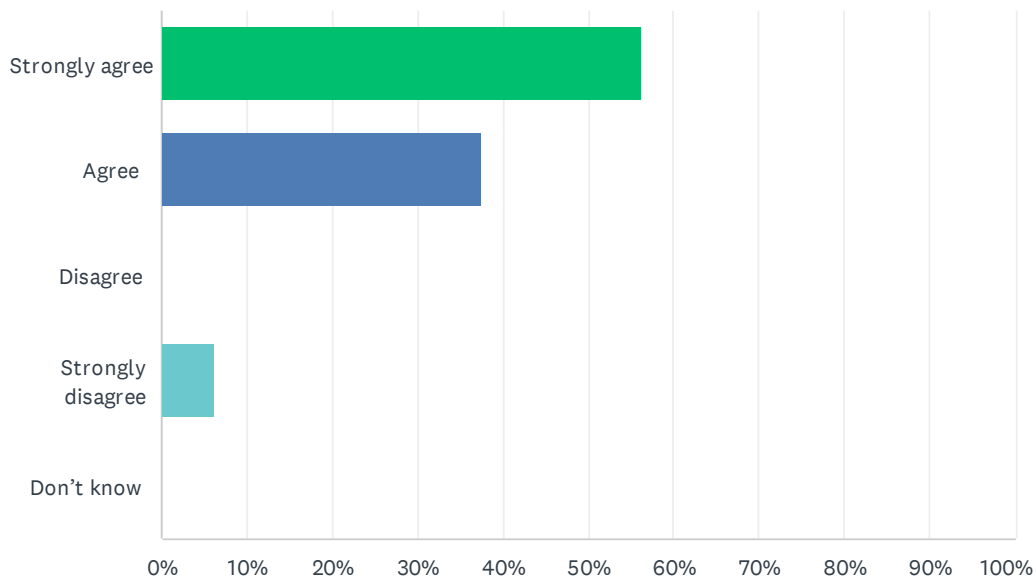
Answered: 0 Skipped: 138

 No matching responses.

ANSWER CHOICES	RESPONSES
Strongly agree	0.00% 0
Agree	0.00% 0
Disagree	0.00% 0
Strongly disagree	0.00% 0
Don't know	0.00% 0
TOTAL	0

Q4 As a result of being in the Kindergarten program, my child's becoming ready to enter Grade 1.

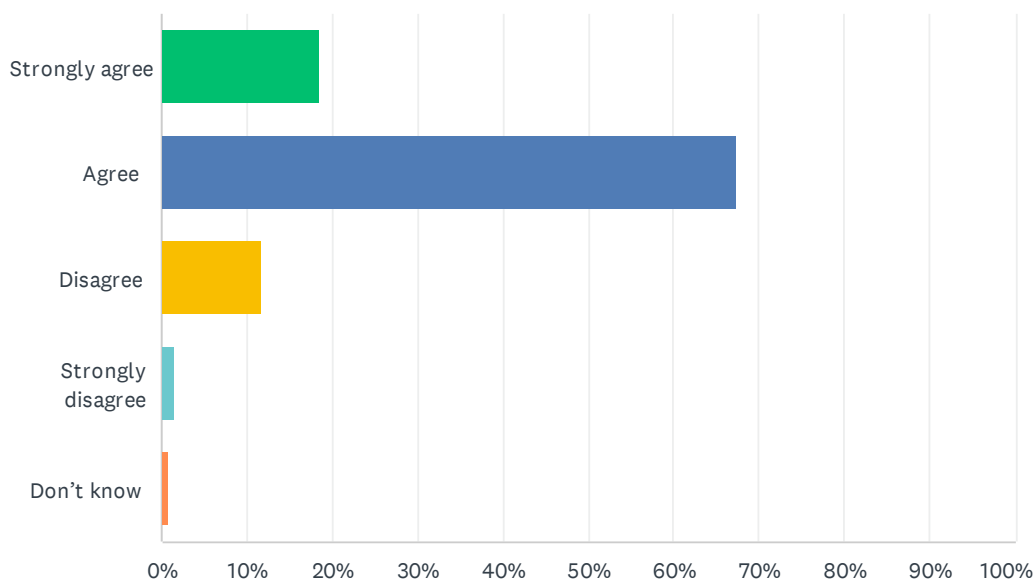
Answered: 16 Skipped: 122



ANSWER CHOICES	RESPONSES	
Strongly agree	56.25%	9
Agree	37.50%	6
Disagree	0.00%	0
Strongly disagree	6.25%	1
Don't know	0.00%	0
TOTAL		16

Q5 My child's individual needs are met.

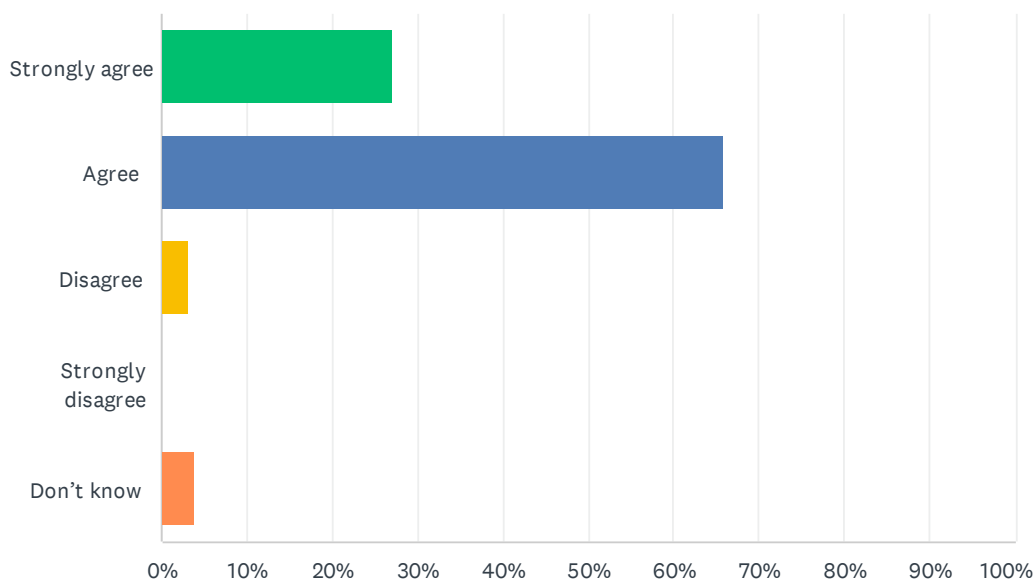
Answered: 129 Skipped: 9



ANSWER CHOICES	RESPONSES	
Strongly agree	18.60%	24
Agree	67.44%	87
Disagree	11.63%	15
Strongly disagree	1.55%	2
Don't know	0.78%	1
TOTAL		129

Q6 My child's encouraged to do their best.

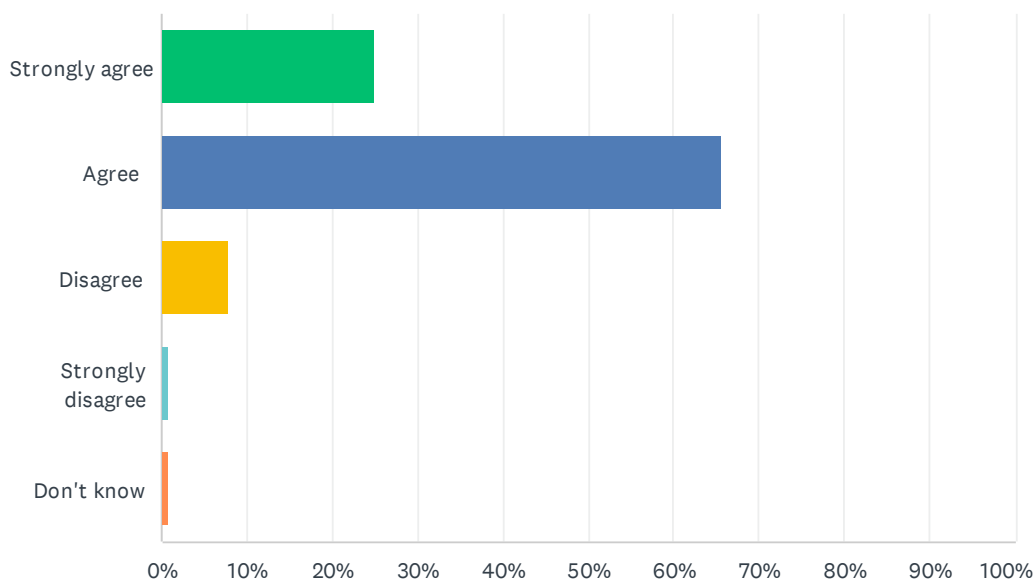
Answered: 129 Skipped: 9



ANSWER CHOICES	RESPONSES	
Strongly agree	27.13%	35
Agree	65.89%	85
Disagree	3.10%	4
Strongly disagree	0.00%	0
Don't know	3.88%	5
TOTAL		129

Q7 My child's demonstrating growth in literacy.

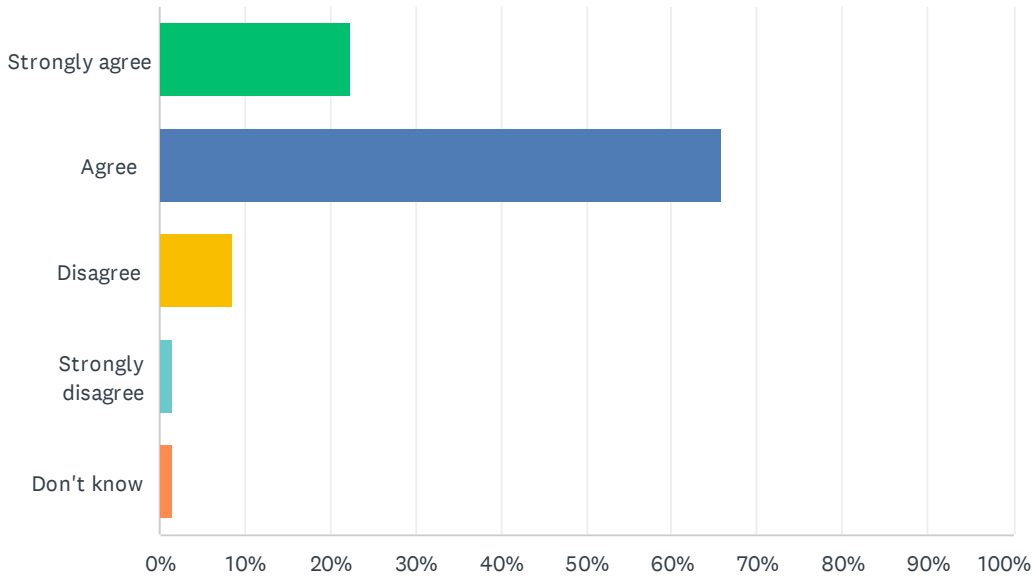
Answered: 128 Skipped: 10



ANSWER CHOICES	RESPONSES	
Strongly agree	25.00%	32
Agree	65.63%	84
Disagree	7.81%	10
Strongly disagree	0.78%	1
Don't know	0.78%	1
TOTAL		128

Q8 My child's demonstrating growth in numeracy.

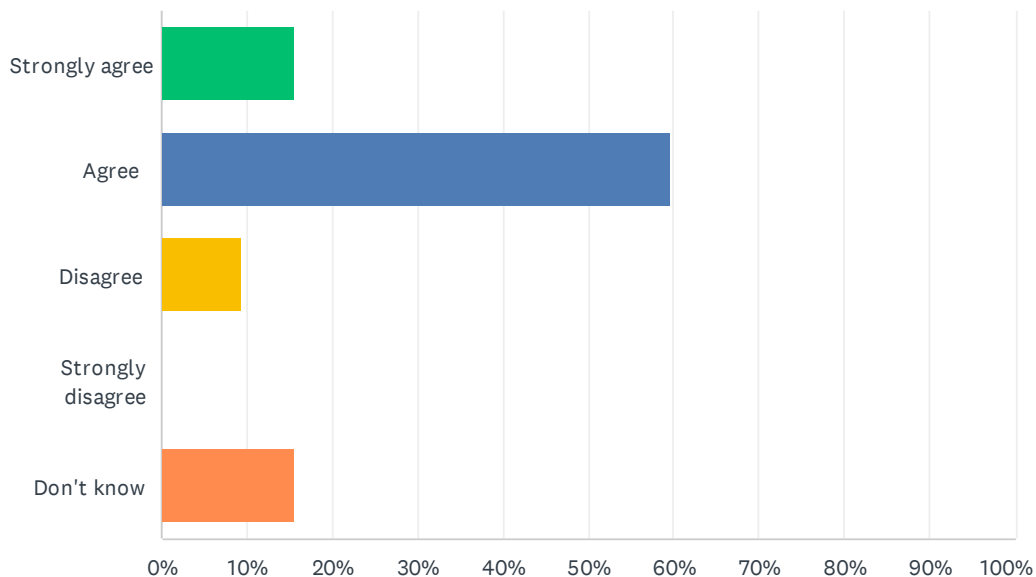
Answered: 129 Skipped: 9



ANSWER CHOICES	RESPONSES	
Strongly agree	22.48%	29
Agree	65.89%	85
Disagree	8.53%	11
Strongly disagree	1.55%	2
Don't know	1.55%	2
TOTAL		129

Q9 My child has an understanding of First Nations, Métis and Inuit culture and history.

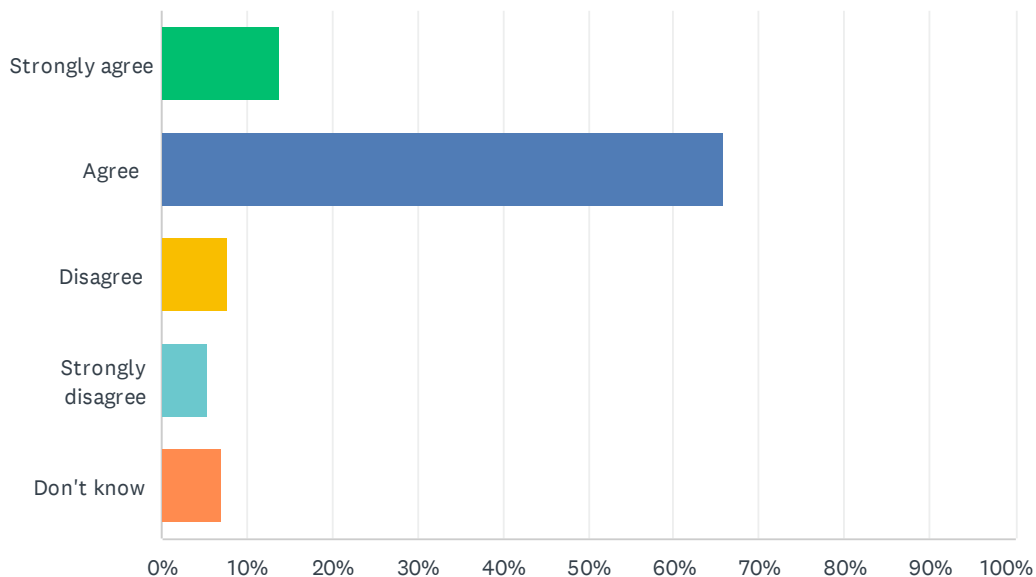
Answered: 129 Skipped: 9



ANSWER CHOICES	RESPONSES
Strongly agree	15.50% 20
Agree	59.69% 77
Disagree	9.30% 12
Strongly disagree	0.00% 0
Don't know	15.50% 20
TOTAL	129

Q10 My child's learning the knowledge, skills and attitudes necessary to be successful in life.

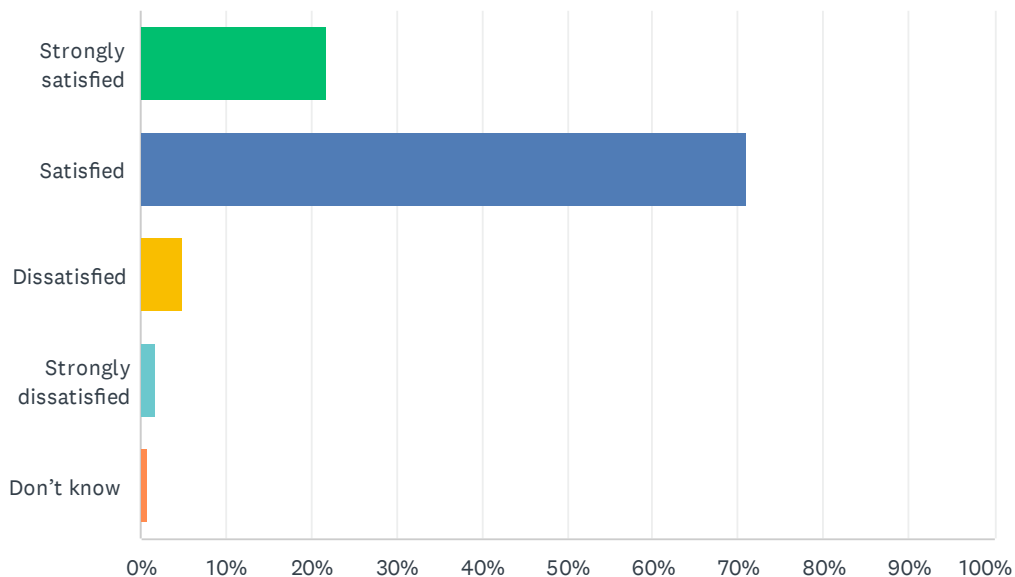
Answered: 129 Skipped: 9



ANSWER CHOICES	RESPONSES	
Strongly agree	13.95%	18
Agree	65.89%	85
Disagree	7.75%	10
Strongly disagree	5.43%	7
Don't know	6.98%	9
TOTAL		129

Q11 How satisfied are you with the quality of education your child's receiving at school?

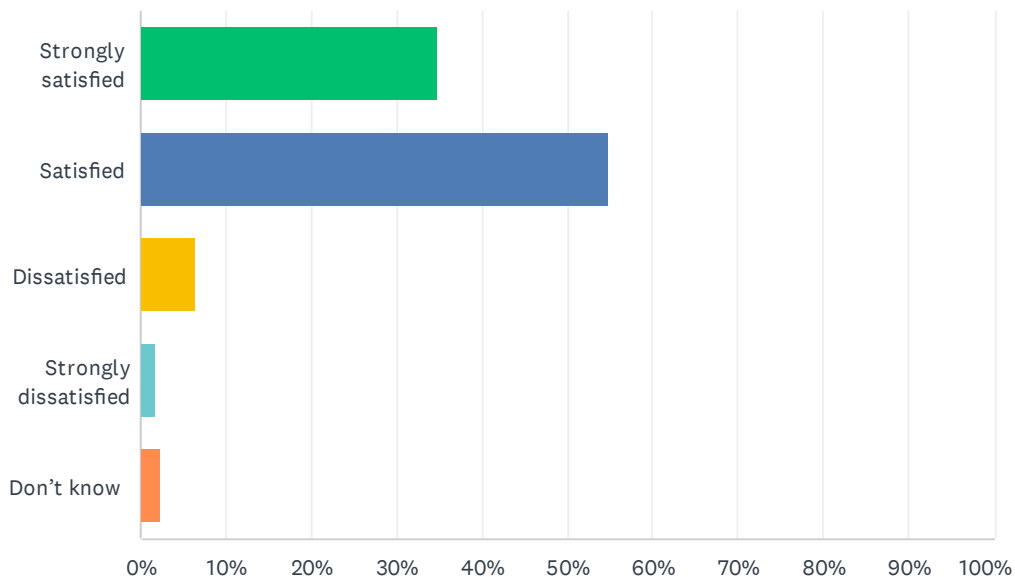
Answered: 124 Skipped: 14



ANSWER CHOICES	RESPONSES	
Strongly satisfied	21.77%	27
Satisfied	70.97%	88
Dissatisfied	4.84%	6
Strongly dissatisfied	1.61%	2
Don't know	0.81%	1
TOTAL		124

Q12 How satisfied are you with the quality of teaching at your child's school?

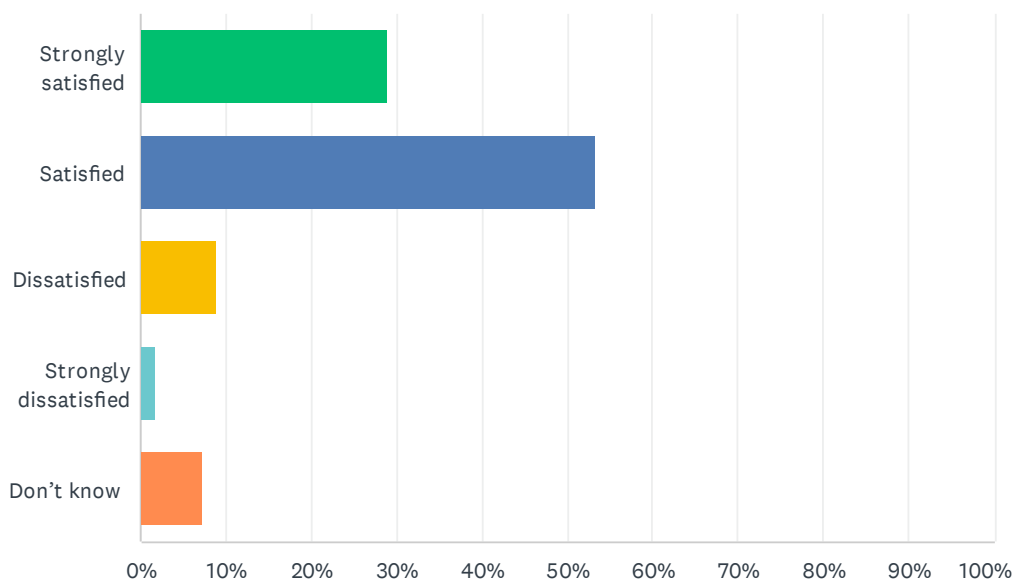
Answered: 124 Skipped: 14



ANSWER CHOICES	RESPONSES	
Strongly satisfied	34.68%	43
Satisfied	54.84%	68
Dissatisfied	6.45%	8
Strongly dissatisfied	1.61%	2
Don't know	2.42%	3
TOTAL		124

Q13 How satisfied are you with the leadership at your child's school?

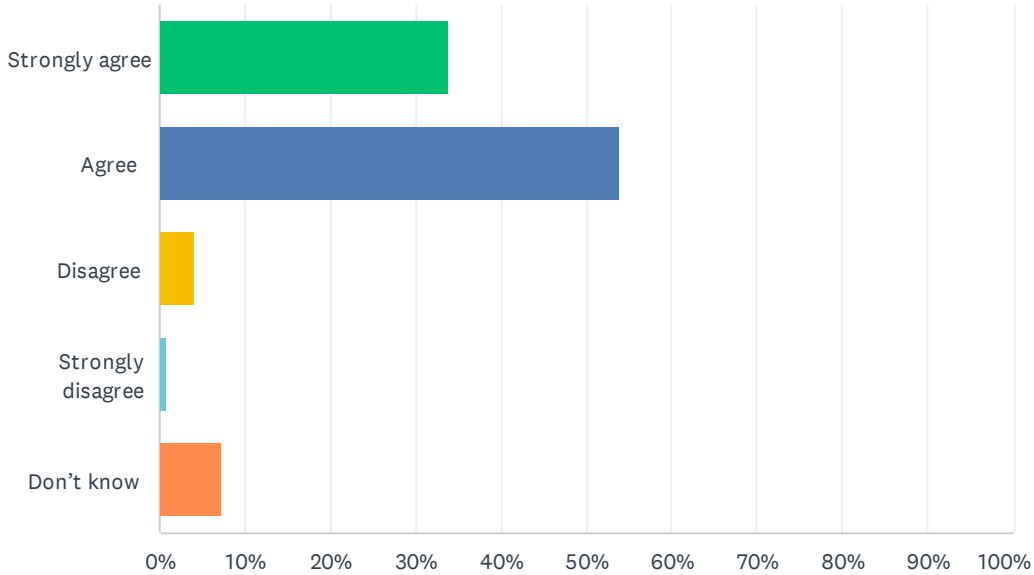
Answered: 124 Skipped: 14



ANSWER CHOICES	RESPONSES	
Strongly satisfied	29.03%	36
Satisfied	53.23%	66
Dissatisfied	8.87%	11
Strongly dissatisfied	1.61%	2
Don't know	7.26%	9
TOTAL		124

Q14 My child’s school encourages my child to be a responsible, respectful and engaged citizen.

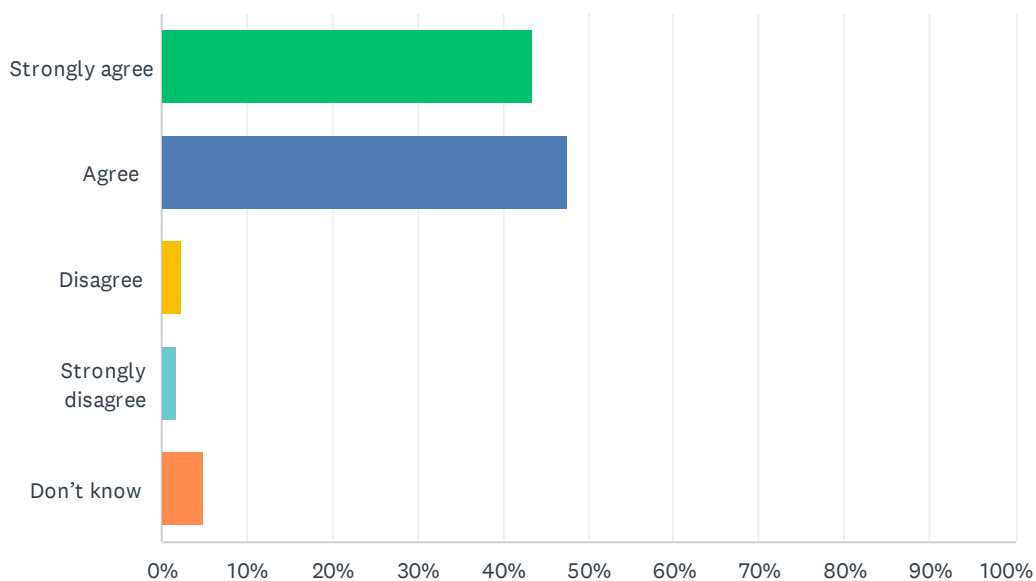
Answered: 124 Skipped: 14



ANSWER CHOICES	RESPONSES	
Strongly agree	33.87%	42
Agree	54.03%	67
Disagree	4.03%	5
Strongly disagree	0.81%	1
Don't know	7.26%	9
TOTAL		124

Q15 School staff care about my child.

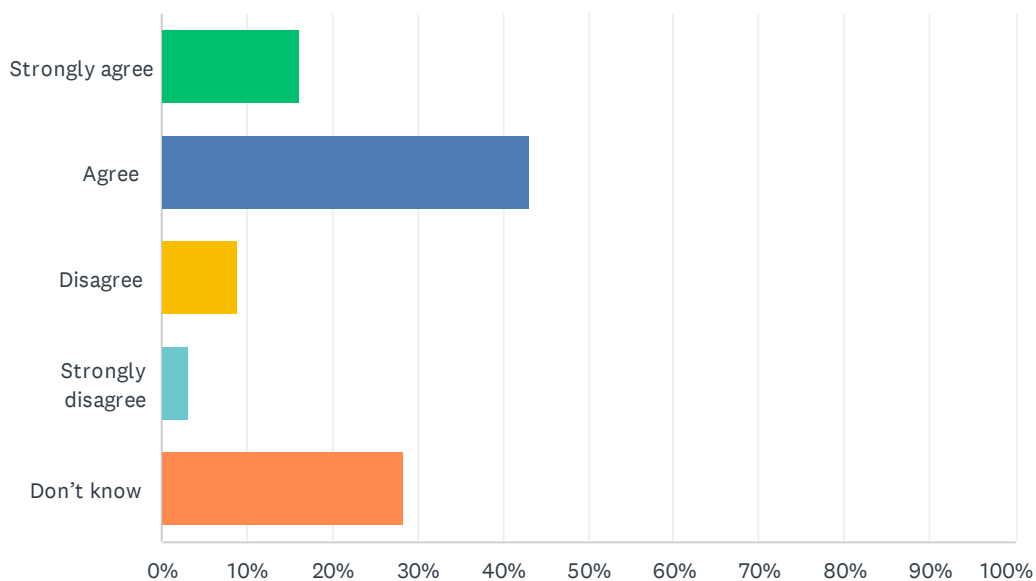
Answered: 124 Skipped: 14



ANSWER CHOICES	RESPONSES	
Strongly agree	43.55%	54
Agree	47.58%	59
Disagree	2.42%	3
Strongly disagree	1.61%	2
Don't know	4.84%	6
TOTAL		124

Q16 My child's school handles discipline fairly and reasonably.

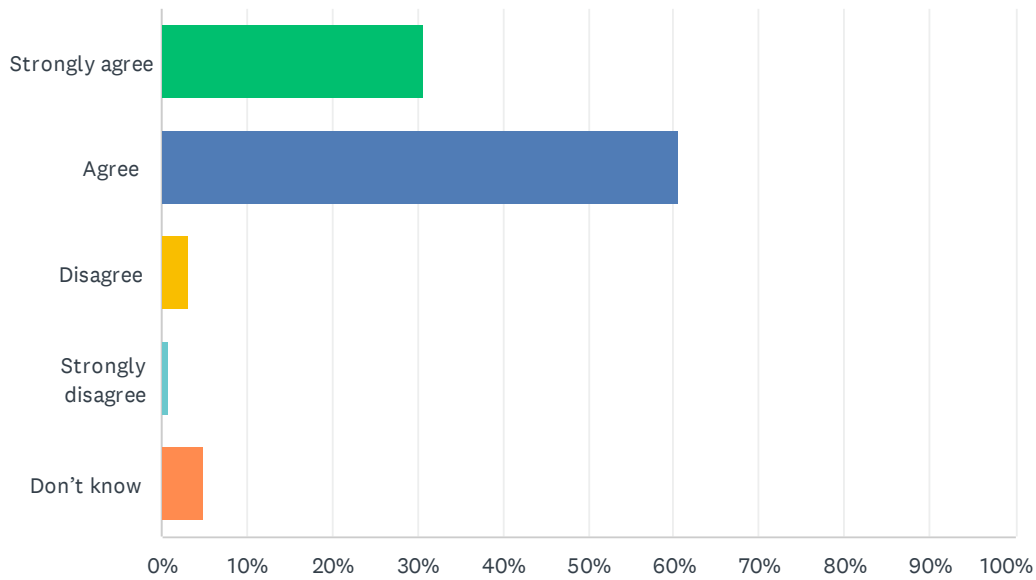
Answered: 123 Skipped: 15



ANSWER CHOICES	RESPONSES	
Strongly agree	16.26%	20
Agree	43.09%	53
Disagree	8.94%	11
Strongly disagree	3.25%	4
Don't know	28.46%	35
TOTAL		123

Q17 My child's school is safe.

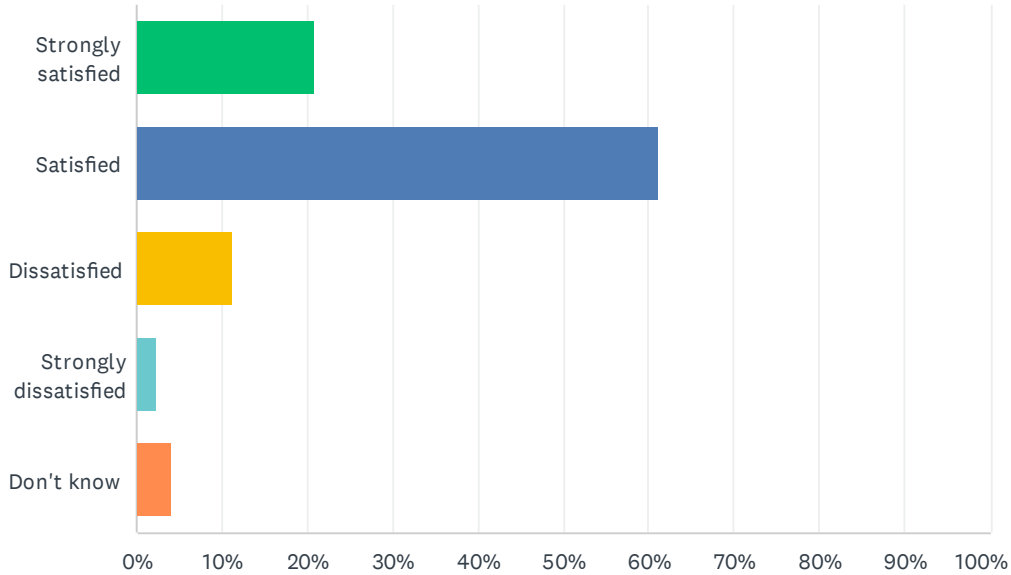
Answered: 124 Skipped: 14



ANSWER CHOICES	RESPONSES	
Strongly agree	30.65%	38
Agree	60.48%	75
Disagree	3.23%	4
Strongly disagree	0.81%	1
Don't know	4.84%	6
TOTAL		124

Q18 How satisfied are you with the resources available to support your child's learning?

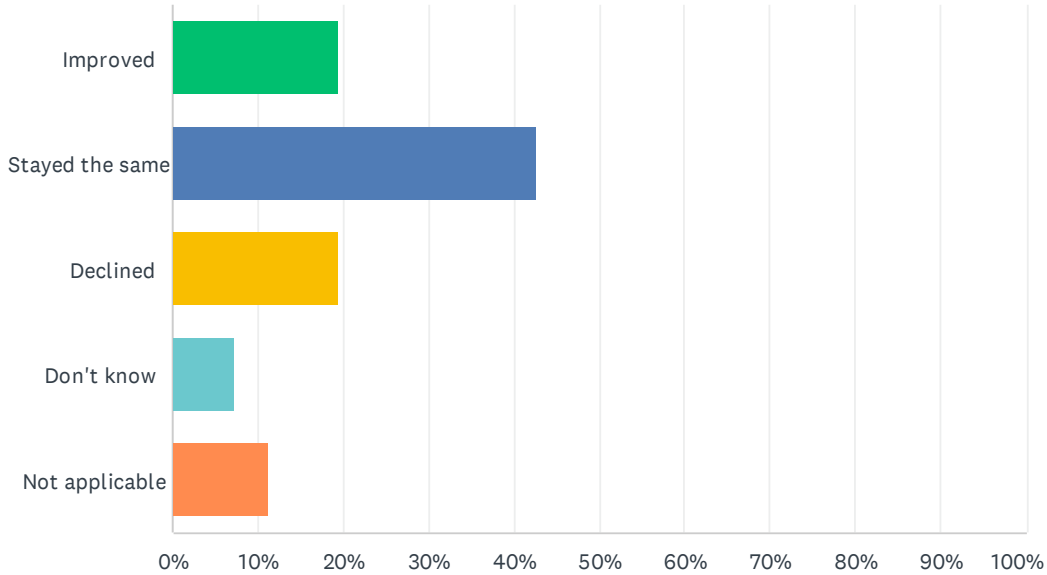
Answered: 124 Skipped: 14



ANSWER CHOICES	RESPONSES	
Strongly satisfied	20.97%	26
Satisfied	61.29%	76
Dissatisfied	11.29%	14
Strongly dissatisfied	2.42%	3
Don't know	4.03%	5
TOTAL		124

Q19 In your opinion, has the quality of education your child experienced improved, stayed the same or declined in the past three years?

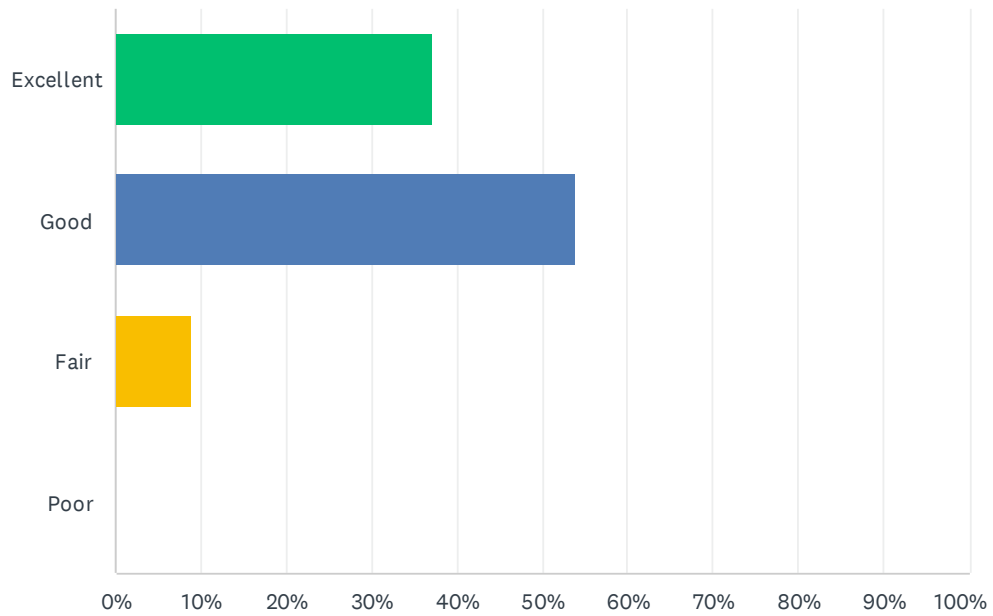
Answered: 124 Skipped: 14



ANSWER CHOICES	RESPONSES	
Improved	19.35%	24
Stayed the same	42.74%	53
Declined	19.35%	24
Don't know	7.26%	9
Not applicable	11.29%	14
TOTAL		124

Q20 How do you rate the physical condition of your child's school?

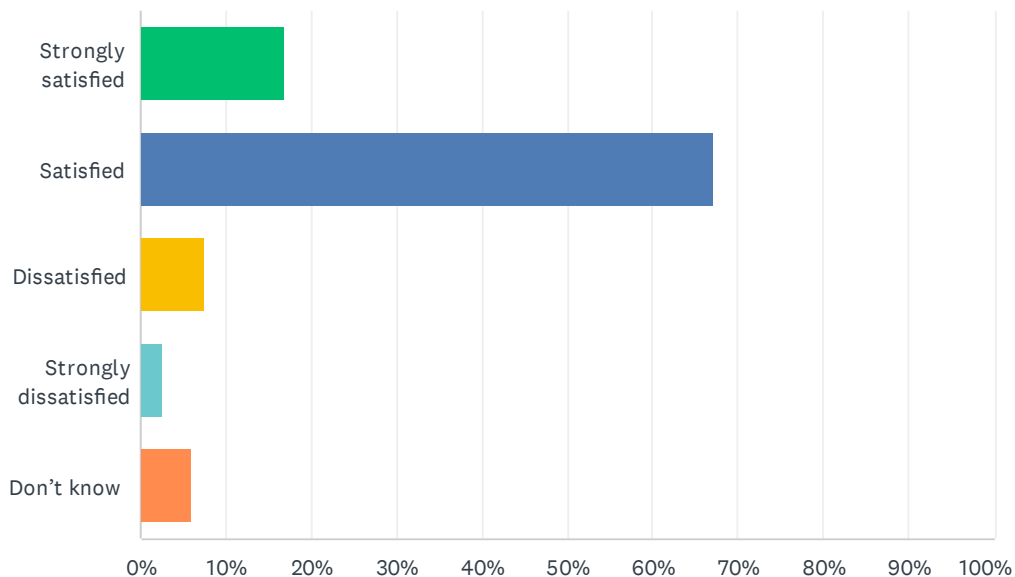
Answered: 124 Skipped: 14



ANSWER CHOICES	RESPONSES	
Excellent	37.10%	46
Good	54.03%	67
Fair	8.87%	11
Poor	0.00%	0
TOTAL		124

Q21 How satisfied are you with the opportunities provided to be involved in your child's education?

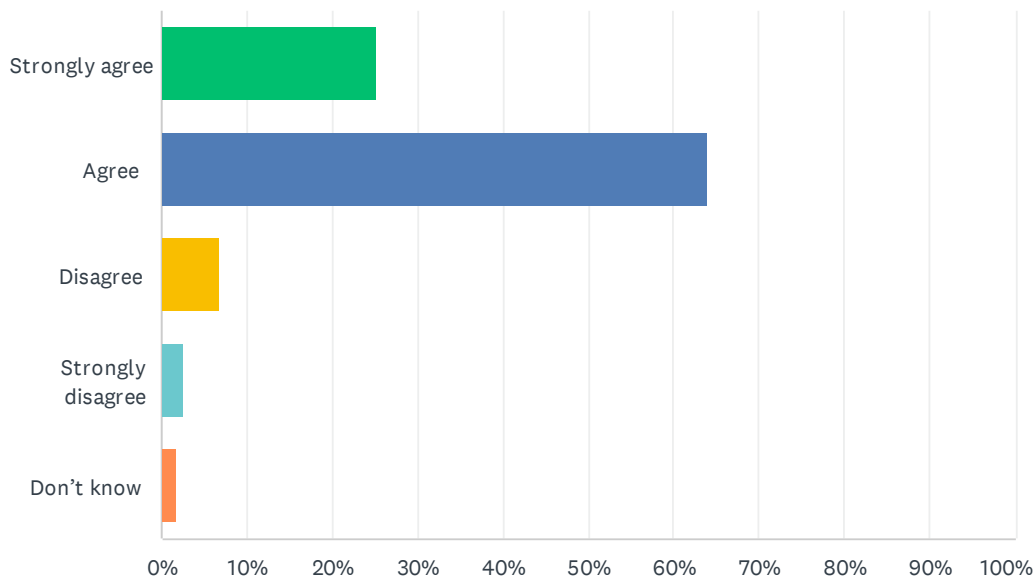
Answered: 119 Skipped: 19



ANSWER CHOICES	RESPONSES	
Strongly satisfied	16.81%	20
Satisfied	67.23%	80
Dissatisfied	7.56%	9
Strongly dissatisfied	2.52%	3
Don't know	5.88%	7
TOTAL		119

Q22 The school keeps me informed about my child's progress and achievement.

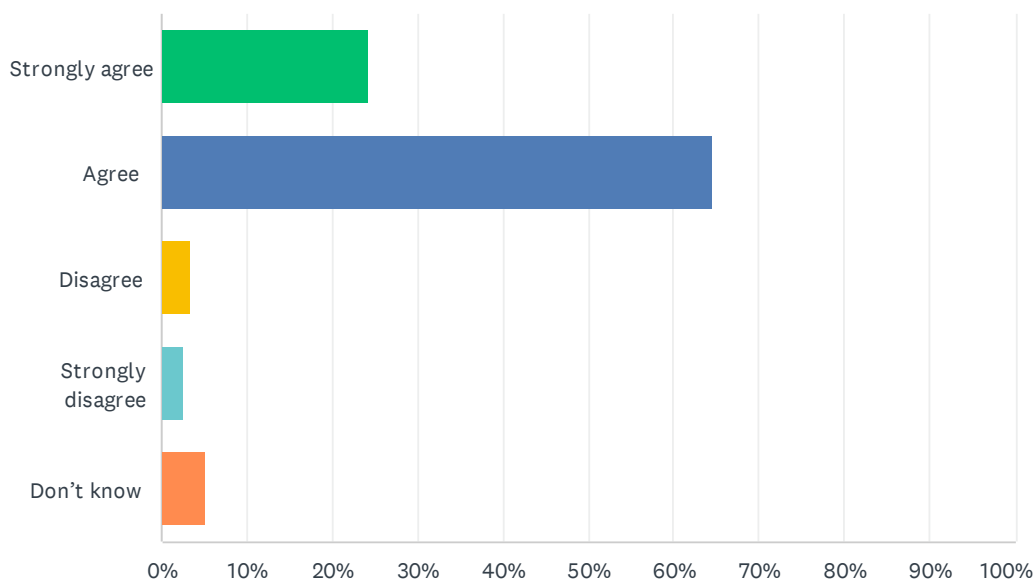
Answered: 119 Skipped: 19



ANSWER CHOICES	RESPONSES	
Strongly agree	25.21%	30
Agree	63.87%	76
Disagree	6.72%	8
Strongly disagree	2.52%	3
Don't know	1.68%	2
TOTAL		119

Q23 There is open and honest communication within my child's school.

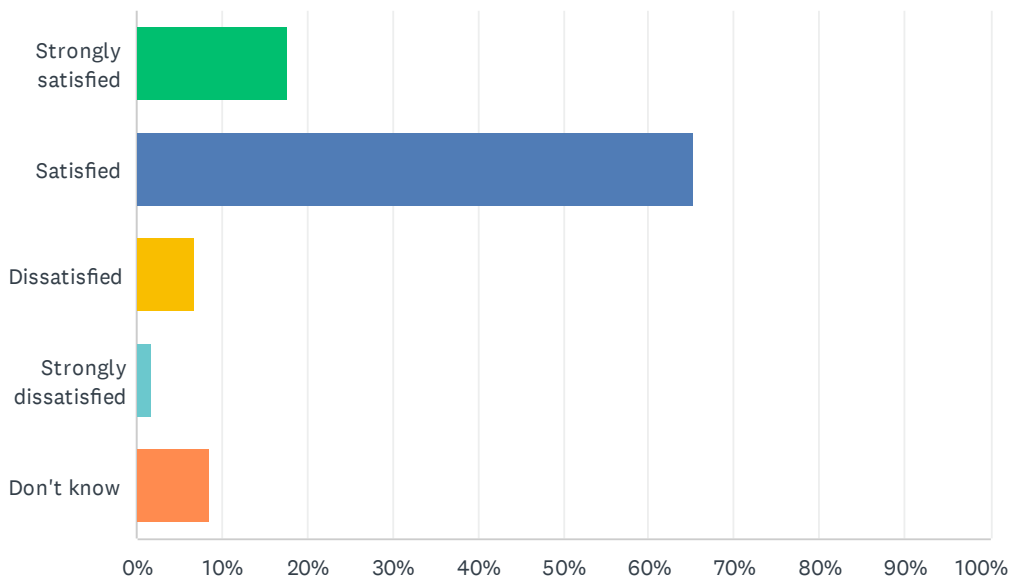
Answered: 119 Skipped: 19



ANSWER CHOICES	RESPONSES	
Strongly agree	24.37%	29
Agree	64.71%	77
Disagree	3.36%	4
Strongly disagree	2.52%	3
Don't know	5.04%	6
TOTAL		119

Q24 How satisfied are you with the Division’s commitment to engaging families in matters that affect public education?

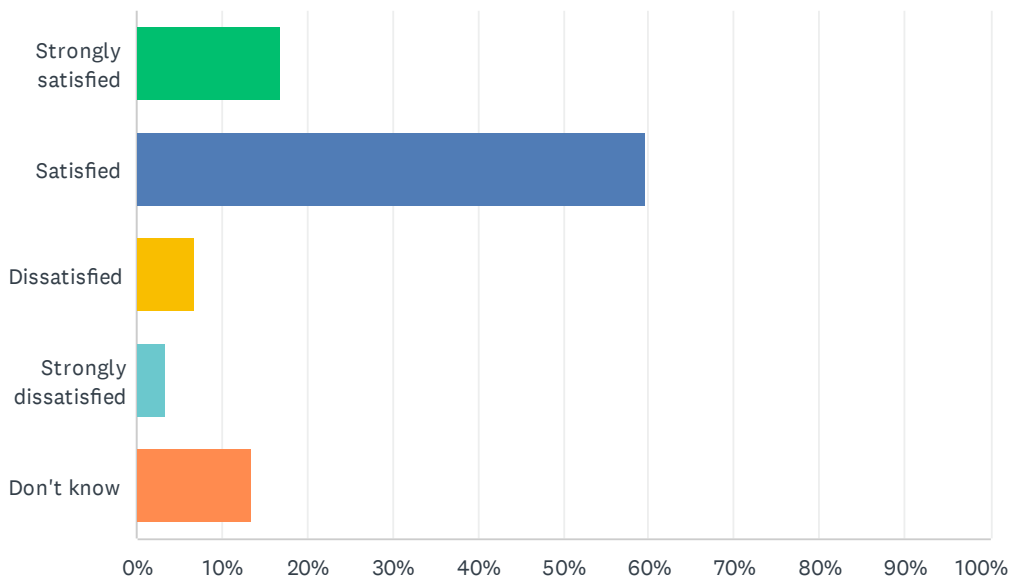
Answered: 118 Skipped: 20



ANSWER CHOICES	RESPONSES	
Strongly satisfied	17.80%	21
Satisfied	65.25%	77
Dissatisfied	6.78%	8
Strongly dissatisfied	1.69%	2
Don't know	8.47%	10
TOTAL		118

Q25 How satisfied are you with the Division’s commitment to advocating for public education?

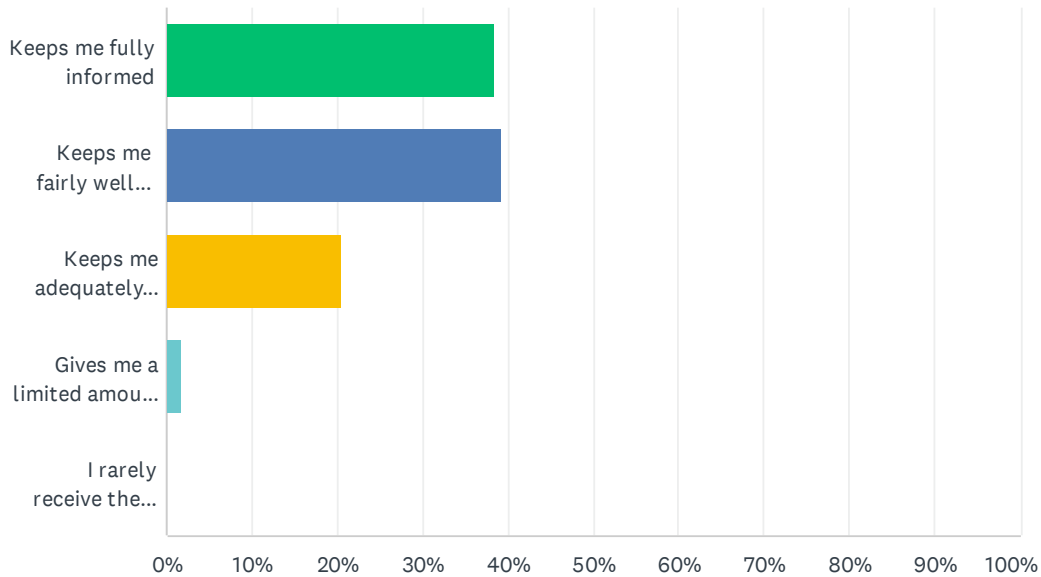
Answered: 119 Skipped: 19



ANSWER CHOICES	RESPONSES	
Strongly satisfied	16.81%	20
Satisfied	59.66%	71
Dissatisfied	6.72%	8
Strongly dissatisfied	3.36%	4
Don't know	13.45%	16
TOTAL		119

Q26 Elk Island Public Schools appreciates the opportunity to stay connected with parents about news, activities, programs and other matters of importance. What is your impression of the communication you receive from your child's school?

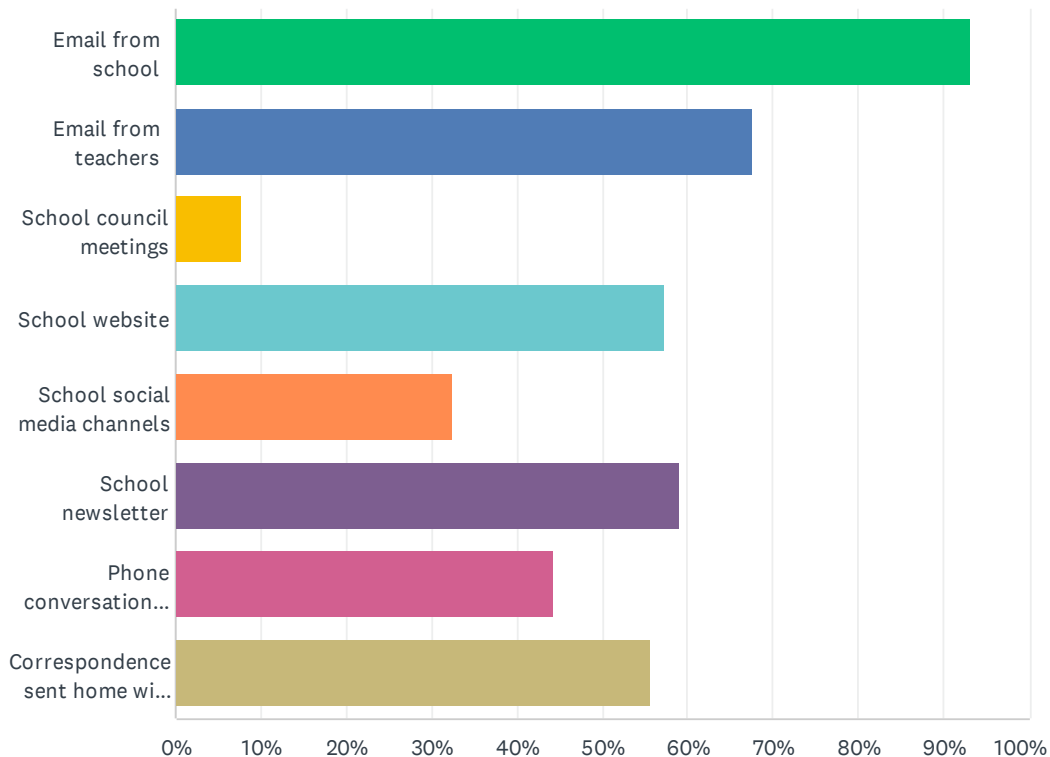
Answered: 117 Skipped: 21



ANSWER CHOICES	RESPONSES	
Keeps me fully informed	38.46%	45
Keeps me fairly well informed	39.32%	46
Keeps me adequately informed	20.51%	24
Gives me a limited amount of information	1.71%	2
I rarely receive the information I need	0.00%	0
TOTAL		117

Q27 Do you regularly make use of the following to keep up to date on school activities, programs, etc.? Check all that apply.

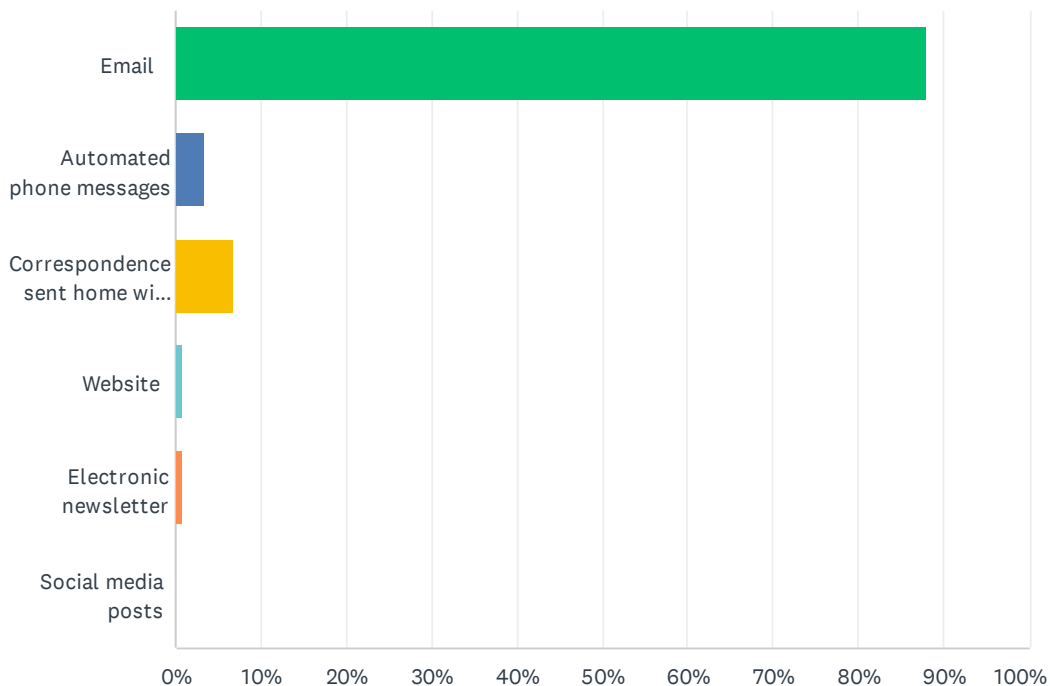
Answered: 117 Skipped: 21



ANSWER CHOICES	RESPONSES	
Email from school	93.16%	109
Email from teachers	67.52%	79
School council meetings	7.69%	9
School website	57.26%	67
School social media channels	32.48%	38
School newsletter	58.97%	69
Phone conversations with the school or teachers	44.44%	52
Correspondence sent home with my child	55.56%	65
Total Respondents: 117		

Q28 What is your most preferred method of communication from the school and Division?

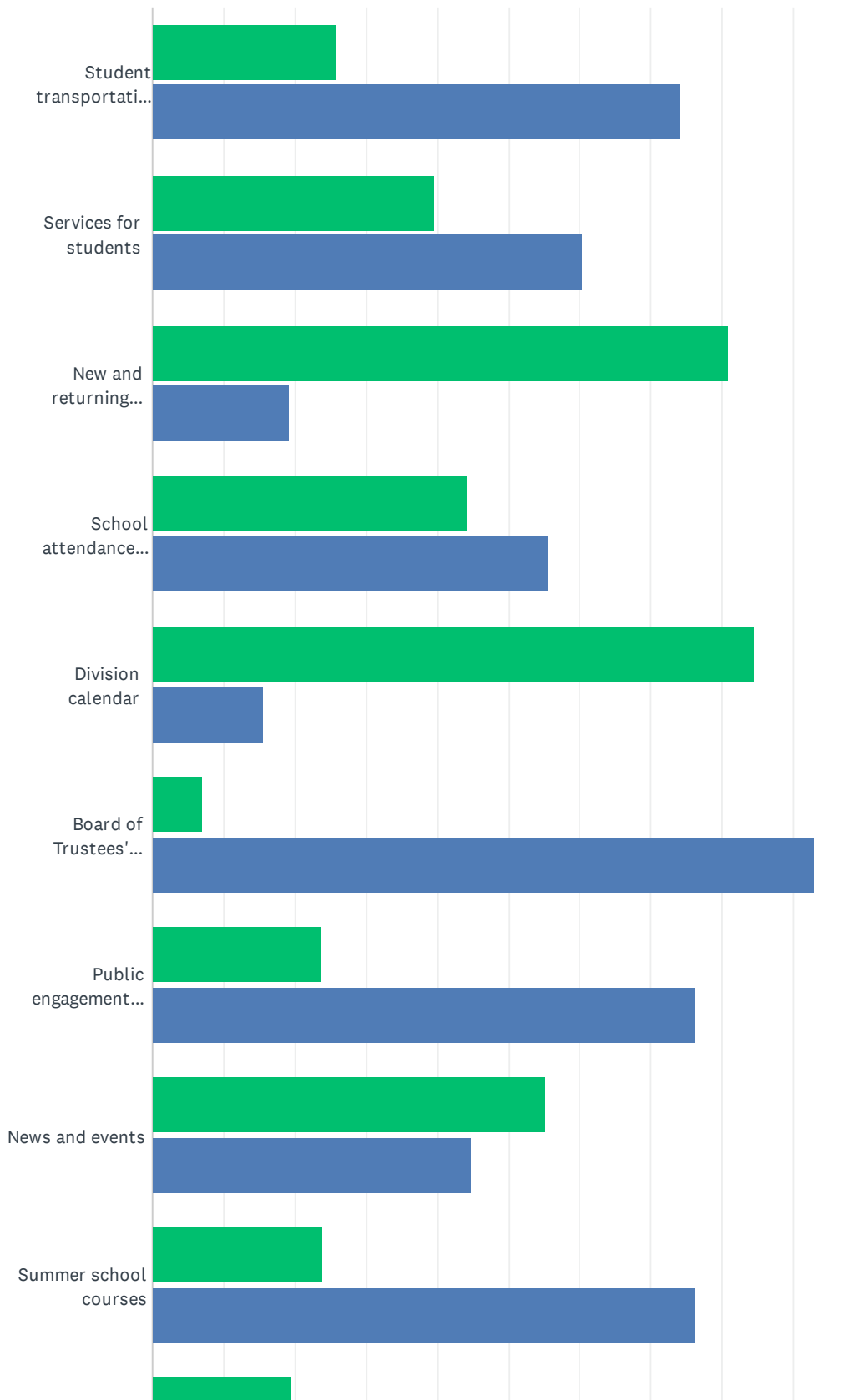
Answered: 117 Skipped: 21



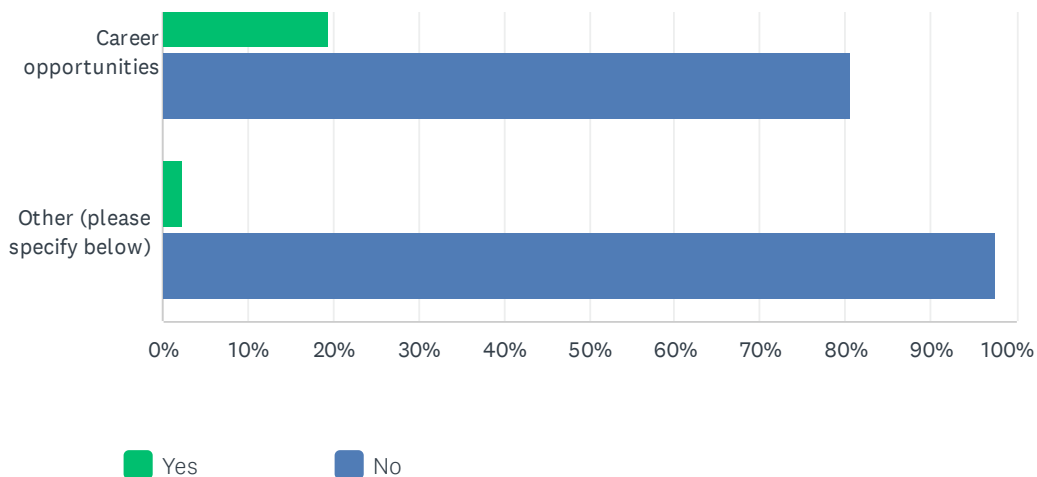
ANSWER CHOICES	RESPONSES	
Email	88.03%	103
Automated phone messages	3.42%	4
Correspondence sent home with my child	6.84%	8
Website	0.85%	1
Electronic newsletter	0.85%	1
Social media posts	0.00%	0
TOTAL		117

Q29 Do you visit the Division website (www.eips.ca) for information on:

Answered: 117 Skipped: 21



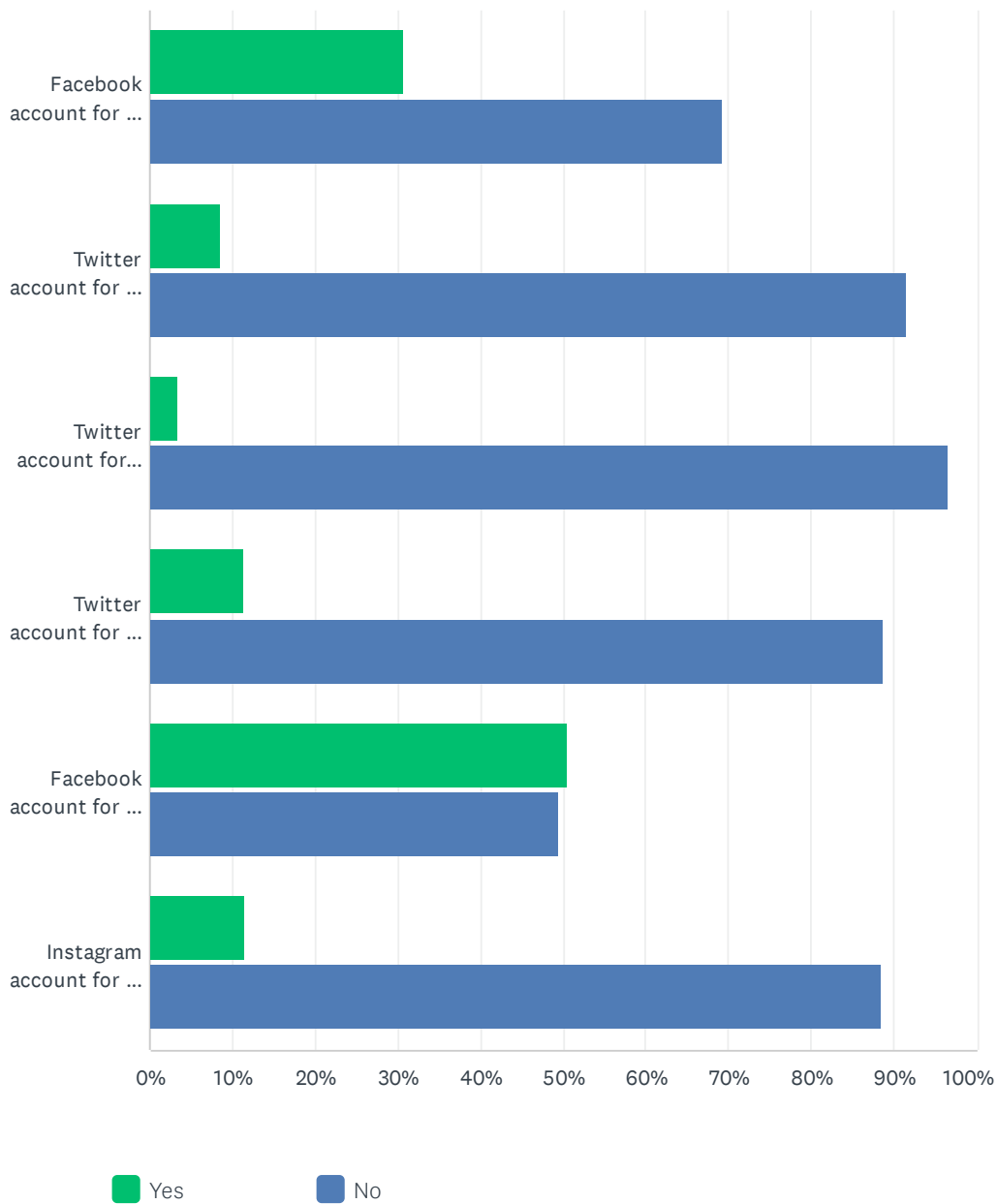
EIPS Parent Survey 2021-22



	YES	NO	TOTAL	WEIGHTED AVERAGE
Student transportation (busing)	25.86% 30	74.14% 86	116	1.26
Services for students	39.66% 46	60.34% 70	116	1.40
New and returning student registration	80.87% 93	19.13% 22	115	1.81
School attendance boundaries	44.35% 51	55.65% 64	115	1.44
Division calendar	84.48% 98	15.52% 18	116	1.84
Board of Trustees' meetings	7.02% 8	92.98% 106	114	1.07
Public engagement initiatives	23.68% 27	76.32% 87	114	1.24
News and events	55.26% 63	44.74% 51	114	1.55
Summer school courses	23.89% 27	76.11% 86	113	1.24
Career opportunities	19.30% 22	80.70% 92	114	1.19
Other (please specify below)	2.30% 2	97.70% 85	87	1.02

Q30 The Division and schools often share news and information on social media. Do you follow:

Answered: 117 Skipped: 21



EIPS Parent Survey 2021-22

	YES	NO	TOTAL	WEIGHTED AVERAGE
Facebook account for the Division (@ElkIslandPublicSchools)	30.77% 36	69.23% 81	117	1.31
Twitter account for the Division (@eips)	8.55% 10	91.45% 107	117	1.09
Twitter account for EIPS Student Transportation (@eipsST)	3.42% 4	96.58% 113	117	1.03
Twitter account for my child's school, if applicable	11.21% 13	88.79% 103	116	1.11
Facebook account for my child's school, if applicable	50.43% 58	49.57% 57	115	1.50
Instagram account for my child's school, if applicable	11.50% 13	88.50% 100	113	1.12