



Q1 What school does your child currently attend?

Answered: 163 Skipped: 0



EIPS Parent Survey 2018-19



EIPS Parent Survey 2018-19

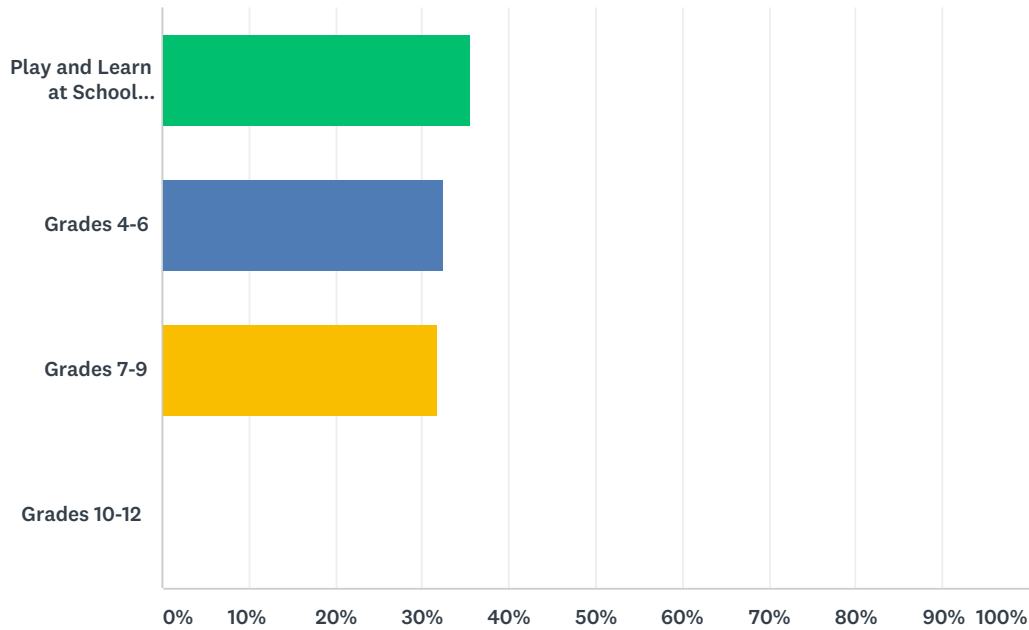
ANSWER CHOICES	RESPONSES	
A.L. Horton Elementary	0.00%	0
Andrew School	0.00%	0
Ardrossan Elementary	0.00%	0
Ardrossan Junior Senior High	0.00%	0
Bev Facey Community High	0.00%	0
Brentwood Elementary	0.00%	0
Bruderheim School	0.00%	0
Clover Bar Junior High	0.00%	0
Davidson Creek Elementary	0.00%	0
École Campbelltown	0.00%	0
École Parc Élémentaire	0.00%	0
F.R. Haythorne Junior High	0.00%	0
Fort Saskatchewan Christian	0.00%	0
Fort Saskatchewan Elementary	0.00%	0
Fort Saskatchewan Senior High	0.00%	0
Fultonvale Elementary Junior High	0.00%	0
Glen Allan Elementary	0.00%	0
James Mowat Elementary	0.00%	0
Lakeland Ridge	100.00%	163
Lamont Elementary	0.00%	0
Lamont High	0.00%	0
Mills Haven Elementary	0.00%	0
Mundare School	0.00%	0
Next Step/Outreach	0.00%	0
Pine Street Elementary	0.00%	0
Rudolph Hennig Junior High	0.00%	0
Salisbury Composite High	0.00%	0
Sherwood Heights Junior High	0.00%	0
SouthPointe School	0.00%	0
Strathcona Christian Academy Elementary	0.00%	0
Strathcona Christian Academy Secondary	0.00%	0
Uncas Elementary	0.00%	0
Vegreville Composite High	0.00%	0
Wes Hosford Elementary	0.00%	0

EIPS Parent Survey 2018-19

Westboro Elementary	0.00%	0
Win Ferguson Elementary	0.00%	0
Woodbridge Farms Elementary	0.00%	0
Wye Elementary	0.00%	0
TOTAL		163

Q2 What grade is your child currently in?

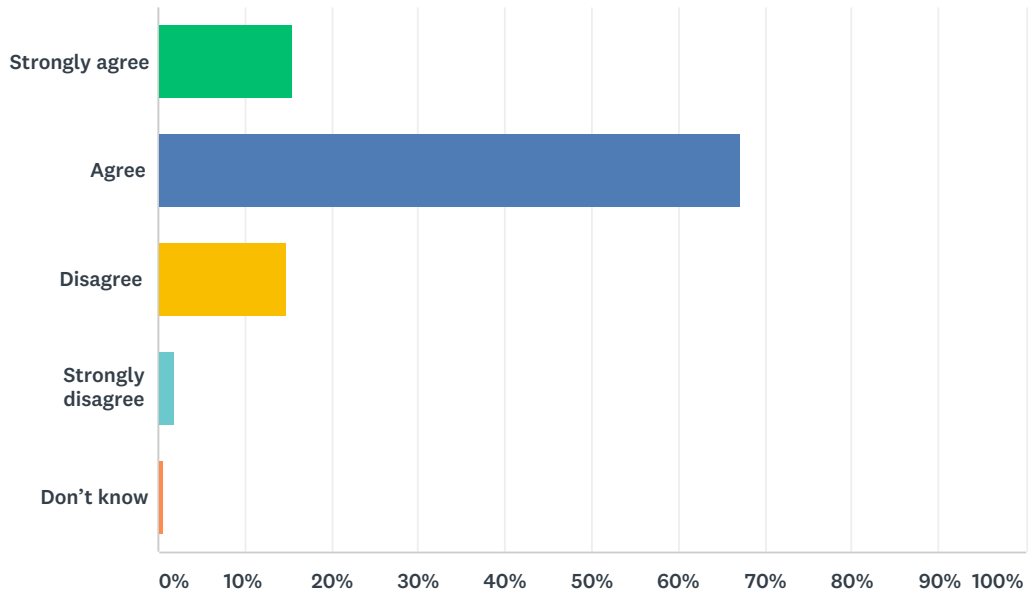
Answered: 163 Skipped: 0



ANSWER CHOICES	RESPONSES	
Play and Learn at School (PALS) Kindergarten Grades 1-3	35.58%	58
Grades 4-6	32.52%	53
Grades 7-9	31.90%	52
Grades 10-12	0.00%	0
TOTAL		163

Q3 My child's individual needs are met.

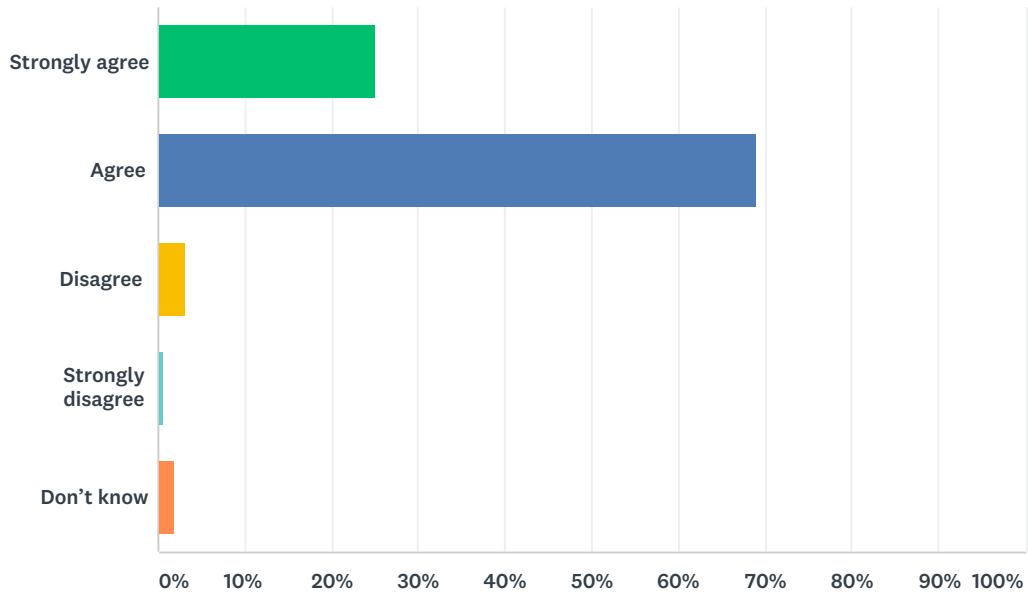
Answered: 155 Skipped: 8



ANSWER CHOICES	RESPONSES	
Strongly agree	15.48%	24
Agree	67.10%	104
Disagree	14.84%	23
Strongly disagree	1.94%	3
Don't know	0.65%	1
TOTAL		155

Q4 My child is encouraged at school to do his or her best.

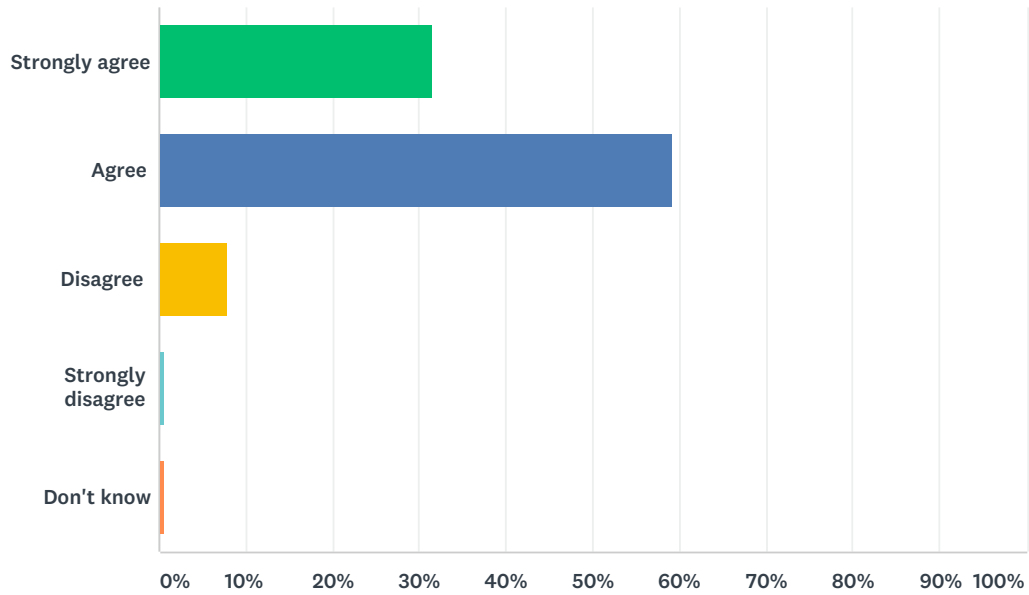
Answered: 155 Skipped: 8



ANSWER CHOICES	RESPONSES	
Strongly agree	25.16%	39
Agree	69.03%	107
Disagree	3.23%	5
Strongly disagree	0.65%	1
Don't know	1.94%	3
TOTAL		155

Q5 My child is demonstrating growth in literacy.

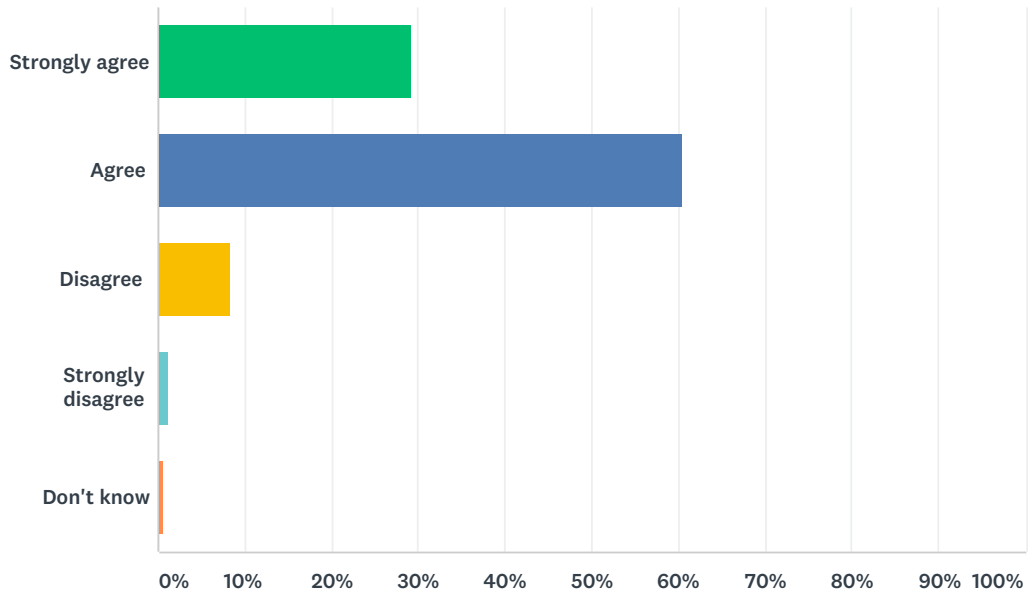
Answered: 152 Skipped: 11



ANSWER CHOICES	RESPONSES	
Strongly agree	31.58%	48
Agree	59.21%	90
Disagree	7.89%	12
Strongly disagree	0.66%	1
Don't know	0.66%	1
TOTAL		152

Q6 My child is demonstrating growth in numeracy.

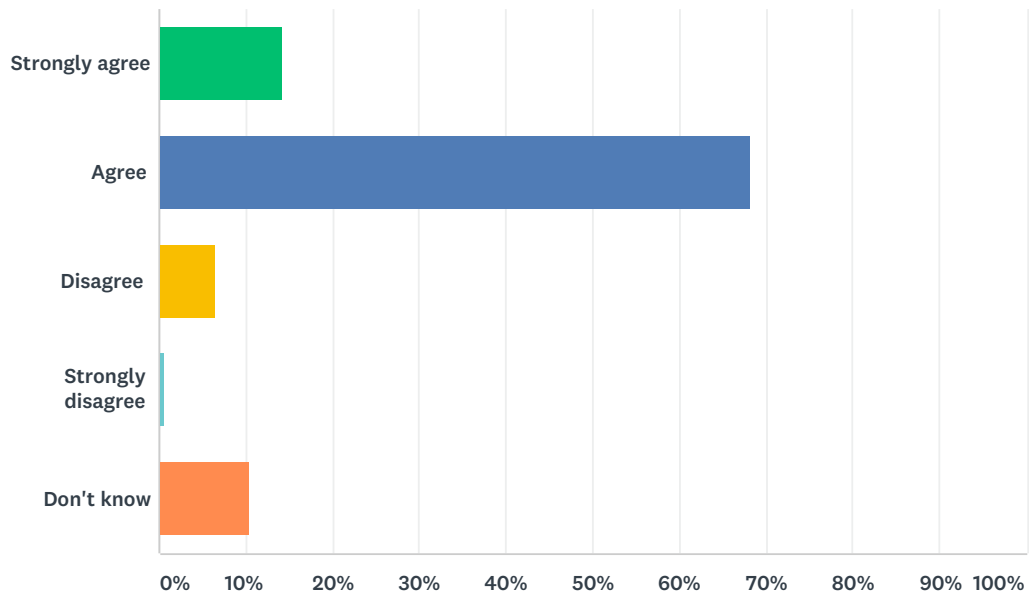
Answered: 154 Skipped: 9



ANSWER CHOICES	RESPONSES	
Strongly agree	29.22%	45
Agree	60.39%	93
Disagree	8.44%	13
Strongly disagree	1.30%	2
Don't know	0.65%	1
TOTAL		154

Q7 My child has an understanding of First Nations, Métis and Inuit culture and history.

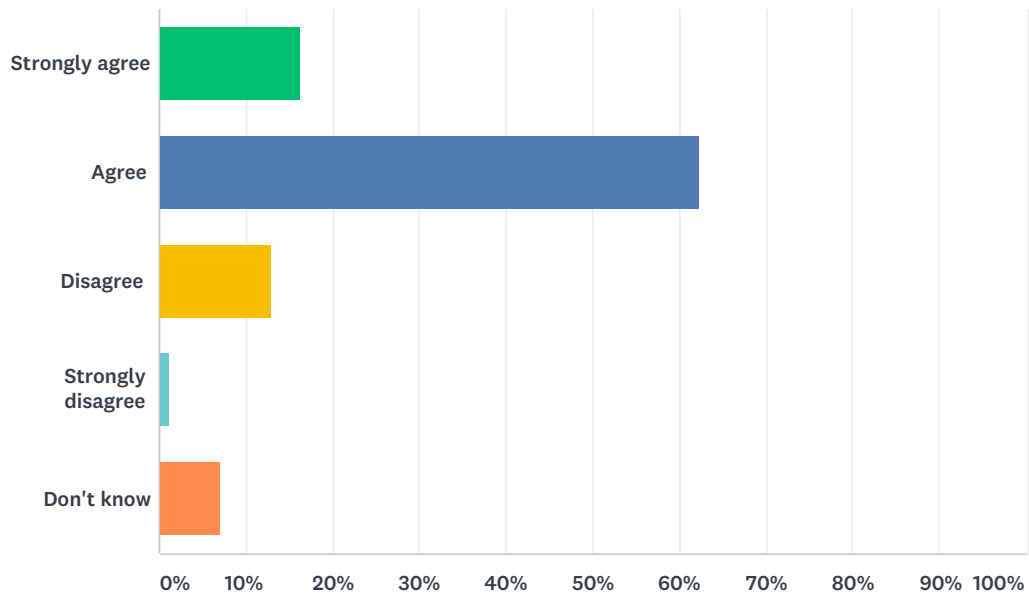
Answered: 154 Skipped: 9



ANSWER CHOICES	RESPONSES	
Strongly agree	14.29%	22
Agree	68.18%	105
Disagree	6.49%	10
Strongly disagree	0.65%	1
Don't know	10.39%	16
TOTAL		154

Q8 My child is being taught knowledge, skills and attitudes necessary to be successful in life.

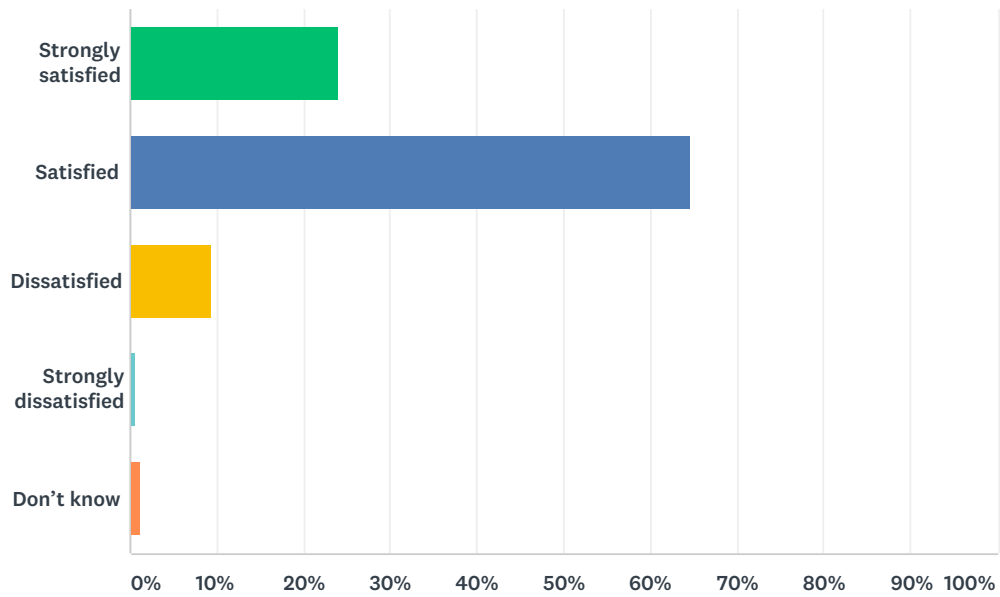
Answered: 154 Skipped: 9



ANSWER CHOICES	RESPONSES	
Strongly agree	16.23%	25
Agree	62.34%	96
Disagree	12.99%	20
Strongly disagree	1.30%	2
Don't know	7.14%	11
TOTAL		154

Q9 How satisfied are you with the quality of education your child is receiving at his or her school?

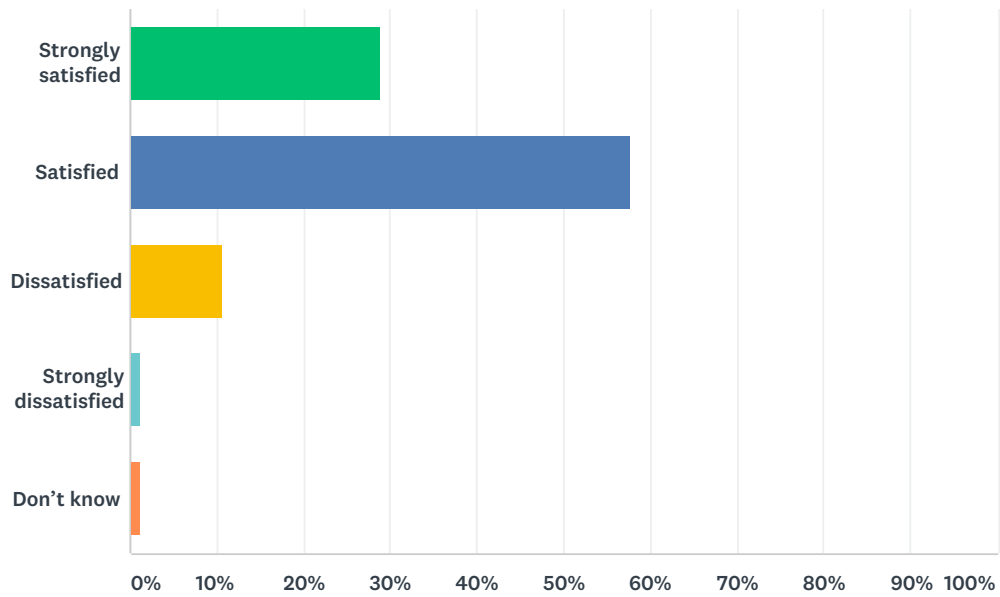
Answered: 150 Skipped: 13



ANSWER CHOICES	RESPONSES	
Strongly satisfied	24.00%	36
Satisfied	64.67%	97
Dissatisfied	9.33%	14
Strongly dissatisfied	0.67%	1
Don't know	1.33%	2
TOTAL		150

Q10 How satisfied are you with the quality of teaching at your child's school?

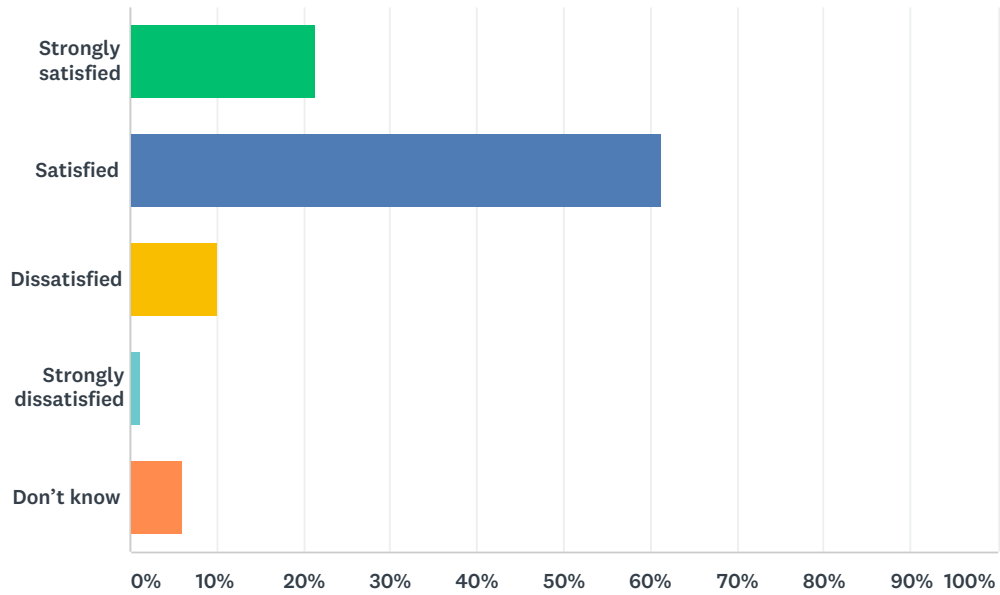
Answered: 149 Skipped: 14



ANSWER CHOICES	RESPONSES	
Strongly satisfied	28.86%	43
Satisfied	57.72%	86
Dissatisfied	10.74%	16
Strongly dissatisfied	1.34%	2
Don't know	1.34%	2
TOTAL		149

Q11 How satisfied are you with the leadership in your child's school?

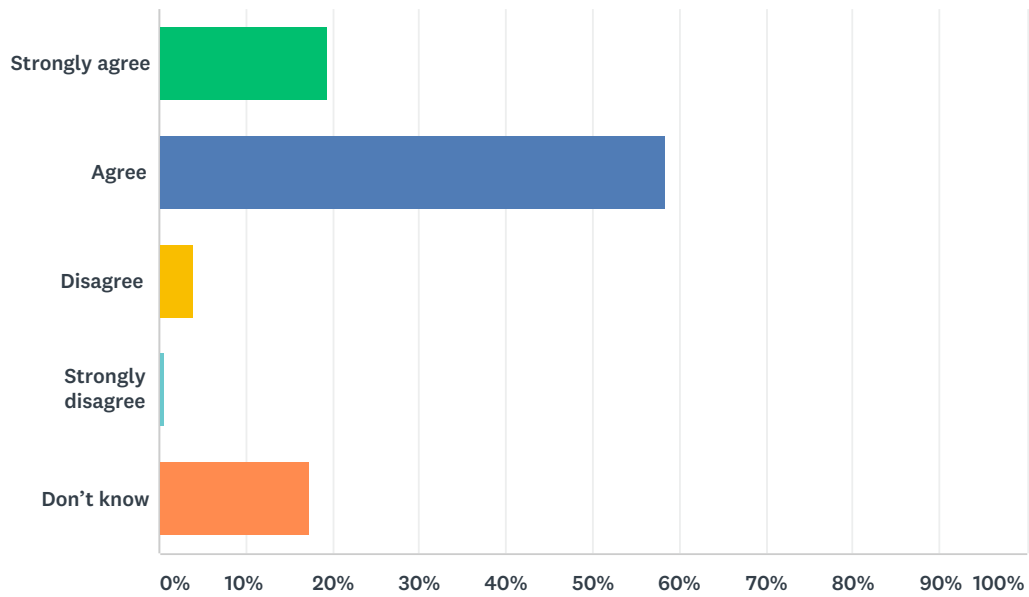
Answered: 150 Skipped: 13



ANSWER CHOICES	RESPONSES	
Strongly satisfied	21.33%	32
Satisfied	61.33%	92
Dissatisfied	10.00%	15
Strongly dissatisfied	1.33%	2
Don't know	6.00%	9
TOTAL		150

Q12 The rights and responsibilities of citizenship are reinforced in my child's school.

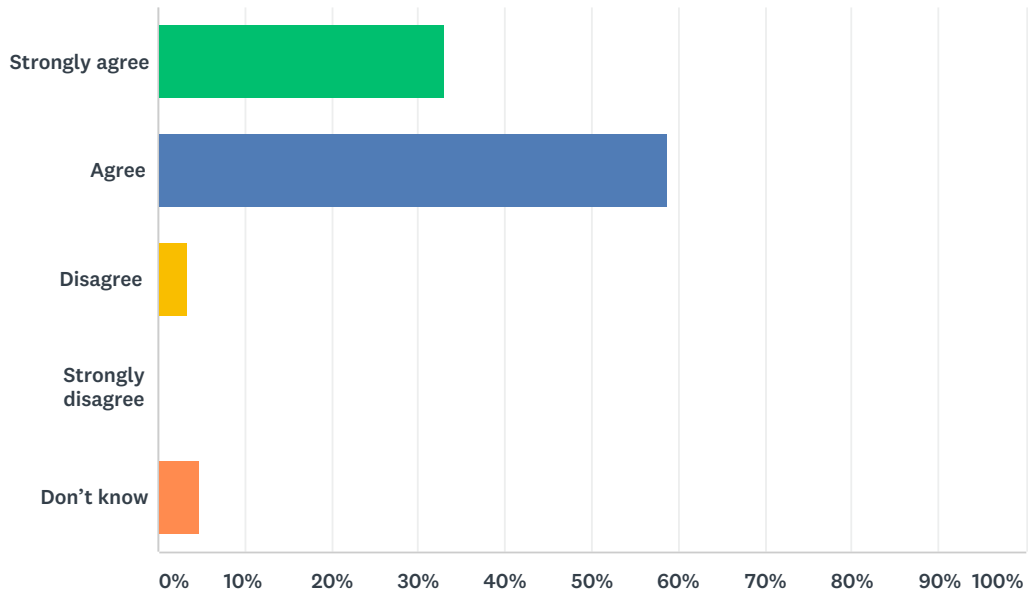
Answered: 149 Skipped: 14



ANSWER CHOICES	RESPONSES	
Strongly agree	19.46%	29
Agree	58.39%	87
Disagree	4.03%	6
Strongly disagree	0.67%	1
Don't know	17.45%	26
TOTAL		149

Q13 The school staff care about my child.

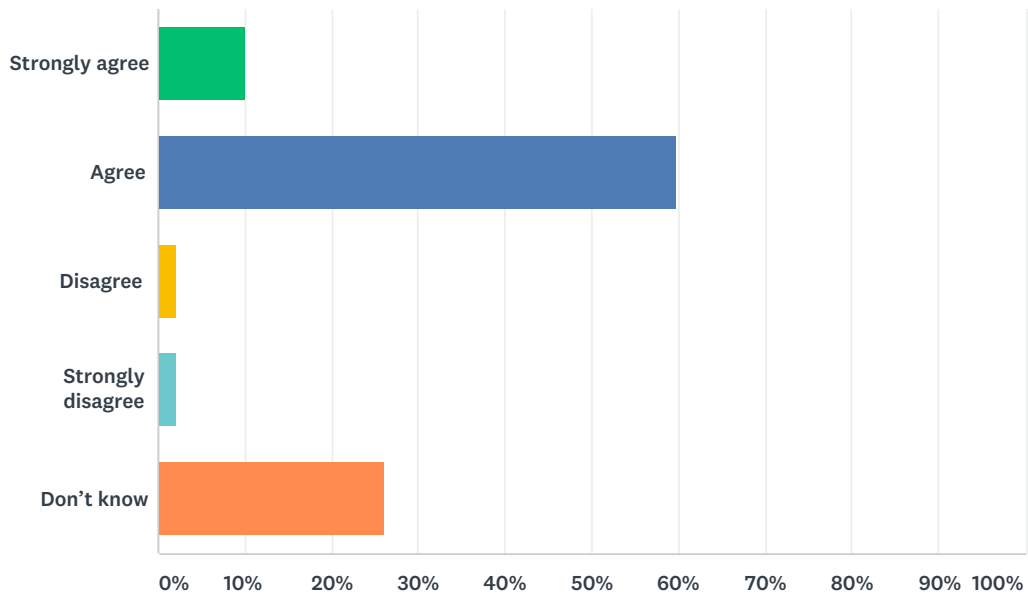
Answered: 148 Skipped: 15



ANSWER CHOICES	RESPONSES	
Strongly agree	33.11%	49
Agree	58.78%	87
Disagree	3.38%	5
Strongly disagree	0.00%	0
Don't know	4.73%	7
TOTAL		148

Q14 Discipline is handled in a fair and reasonable manner in my child's school.

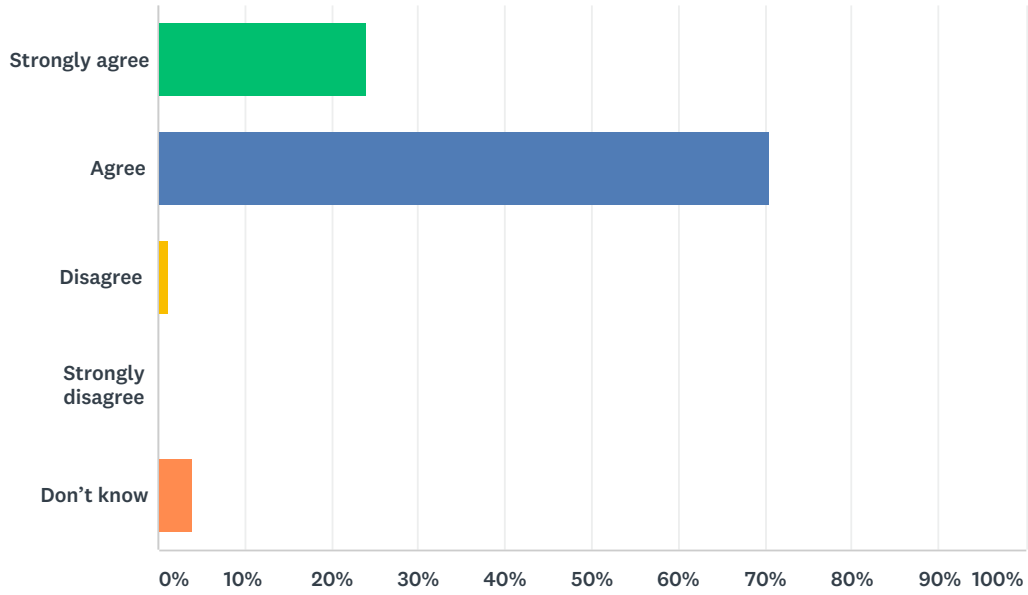
Answered: 149 Skipped: 14



ANSWER CHOICES	RESPONSES	
Strongly agree	10.07%	15
Agree	59.73%	89
Disagree	2.01%	3
Strongly disagree	2.01%	3
Don't know	26.17%	39
TOTAL		149

Q15 My child's school is safe.

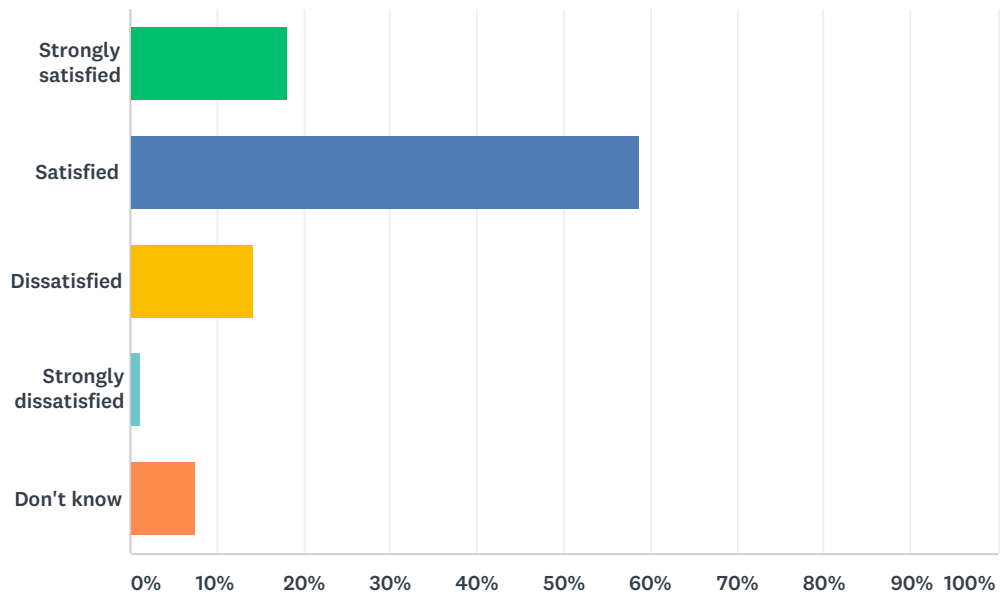
Answered: 149 Skipped: 14



ANSWER CHOICES	RESPONSES	
Strongly agree	24.16%	36
Agree	70.47%	105
Disagree	1.34%	2
Strongly disagree	0.00%	0
Don't know	4.03%	6
TOTAL		149

Q16 How satisfied are you with the resources available to support your child's learning?

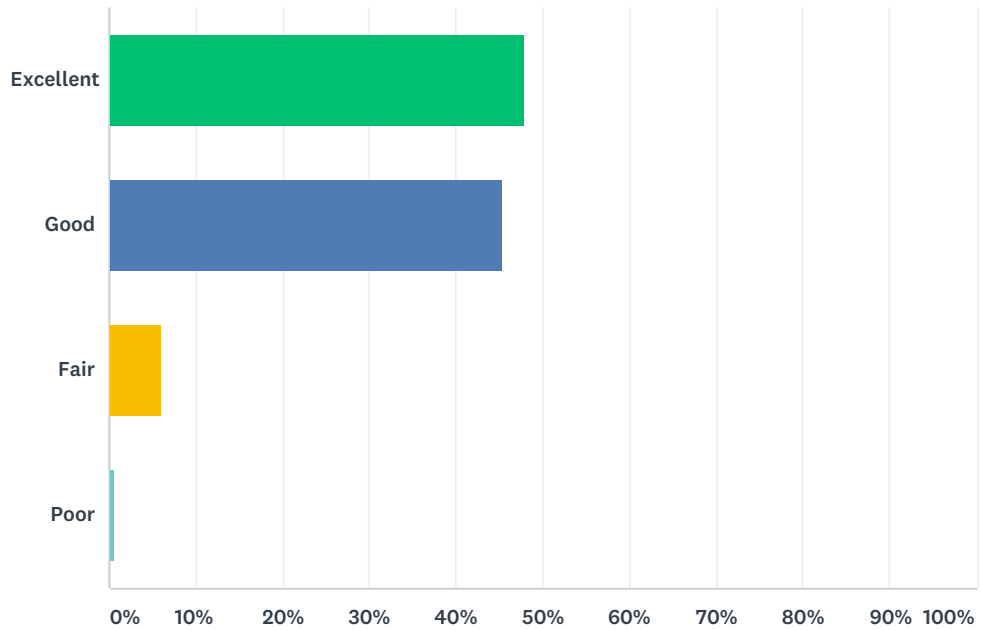
Answered: 148 Skipped: 15



ANSWER CHOICES	RESPONSES	
Strongly satisfied	18.24%	27
Satisfied	58.78%	87
Dissatisfied	14.19%	21
Strongly dissatisfied	1.35%	2
Don't know	7.43%	11
TOTAL		148

Q17 How would you rate the physical condition of your child's school?

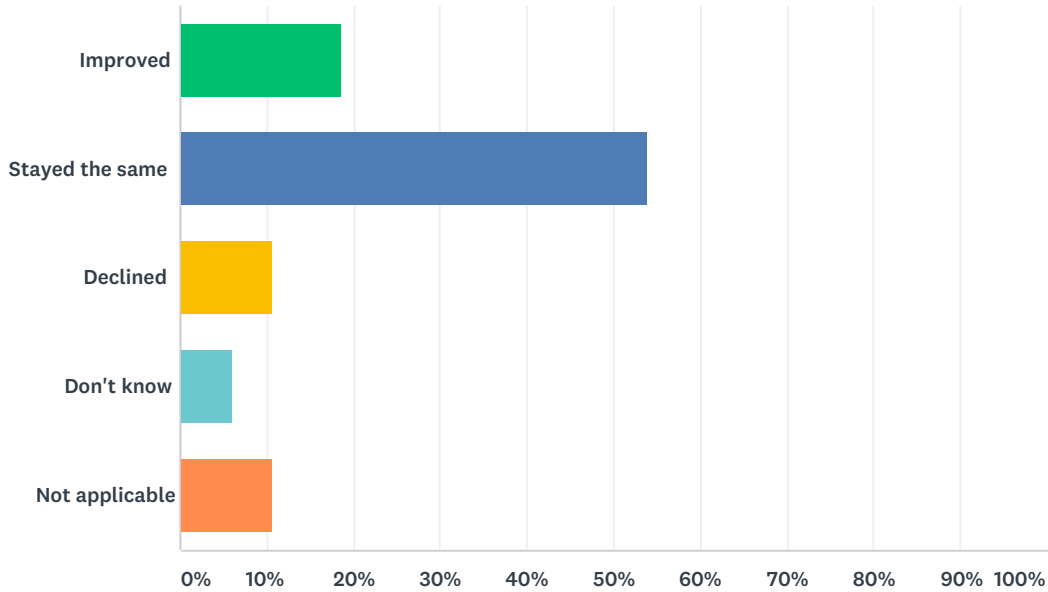
Answered: 150 Skipped: 13



ANSWER CHOICES	RESPONSES	
Excellent	48.00%	72
Good	45.33%	68
Fair	6.00%	9
Poor	0.67%	1
TOTAL		150

Q18 In your opinion, has the quality of education your child has experienced at school improved, stayed the same or declined in the past three years?

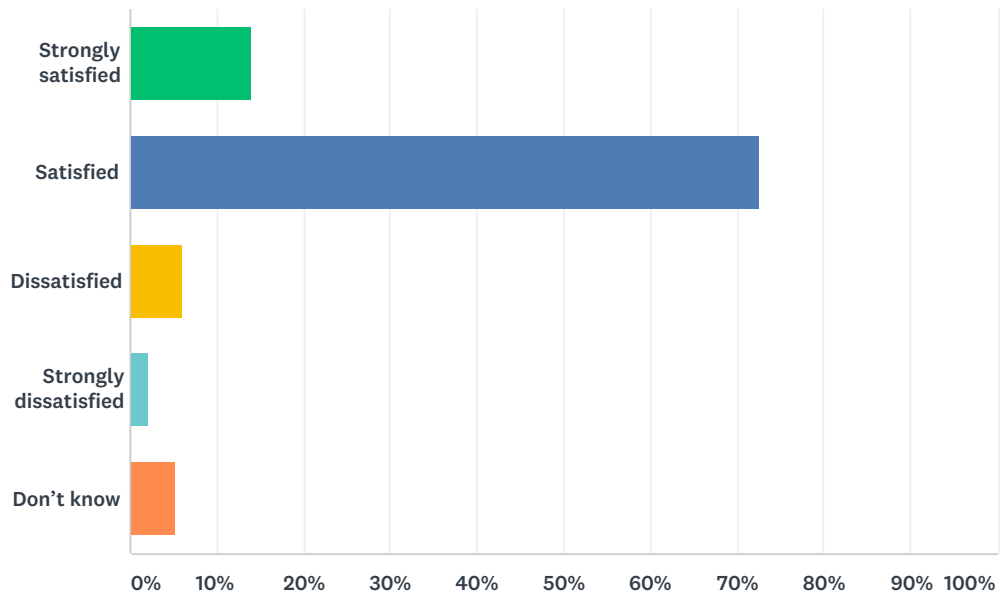
Answered: 150 Skipped: 13



ANSWER CHOICES	RESPONSES	
Improved	18.67%	28
Stayed the same	54.00%	81
Declined	10.67%	16
Don't know	6.00%	9
Not applicable	10.67%	16
TOTAL		150

Q19 How satisfied are you with the opportunity to be involved in decisions at your child's school?

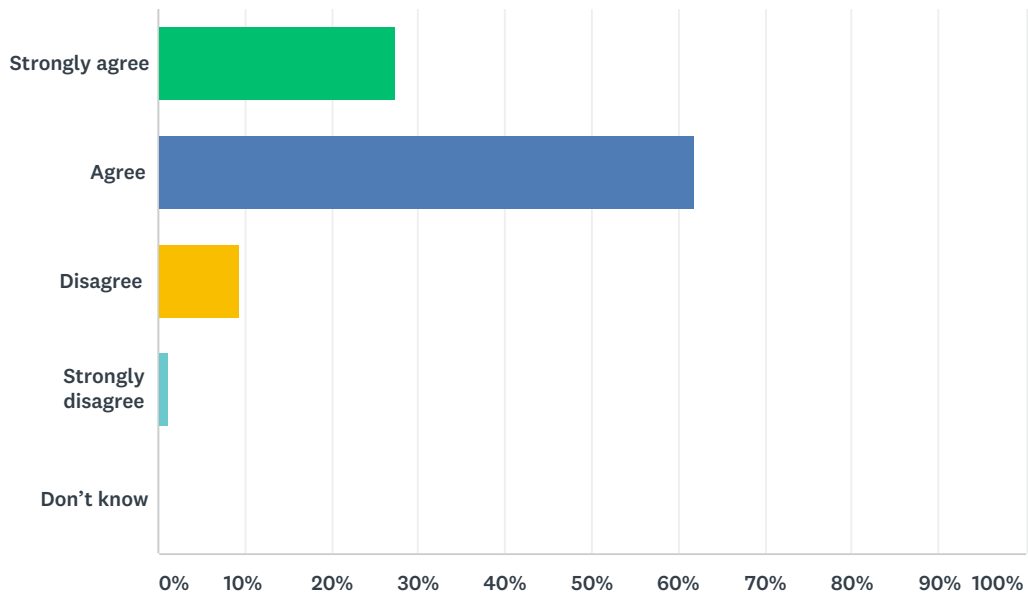
Answered: 150 Skipped: 13



ANSWER CHOICES	RESPONSES	
Strongly satisfied	14.00%	21
Satisfied	72.67%	109
Dissatisfied	6.00%	9
Strongly dissatisfied	2.00%	3
Don't know	5.33%	8
TOTAL		150

Q20 The school keeps me informed about my child's progress and achievement.

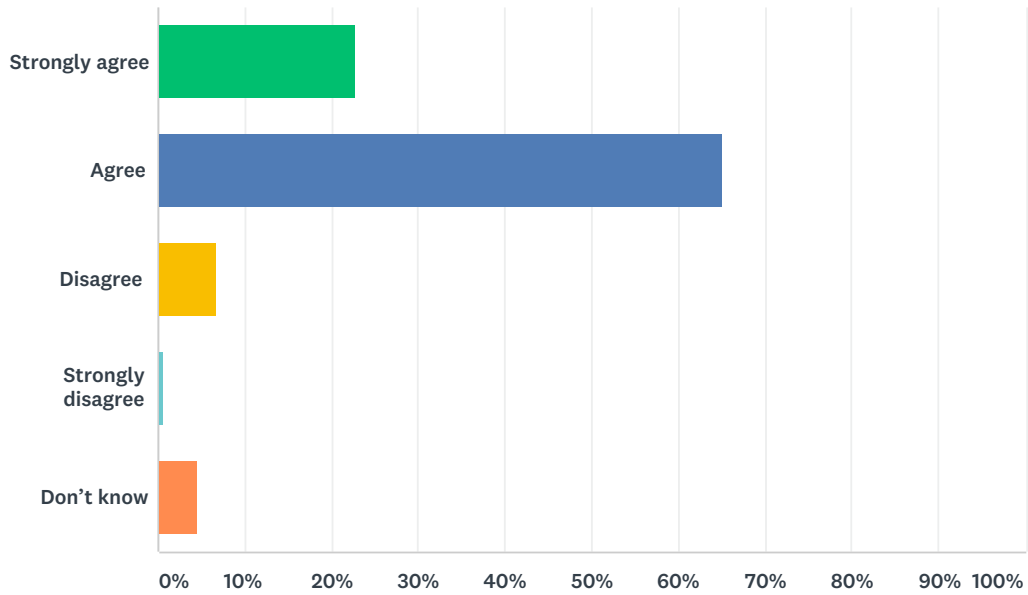
Answered: 150 Skipped: 13



ANSWER CHOICES	RESPONSES	
Strongly agree	27.33%	41
Agree	62.00%	93
Disagree	9.33%	14
Strongly disagree	1.33%	2
Don't know	0.00%	0
TOTAL		150

Q21 There is open and honest communication within my child's school.

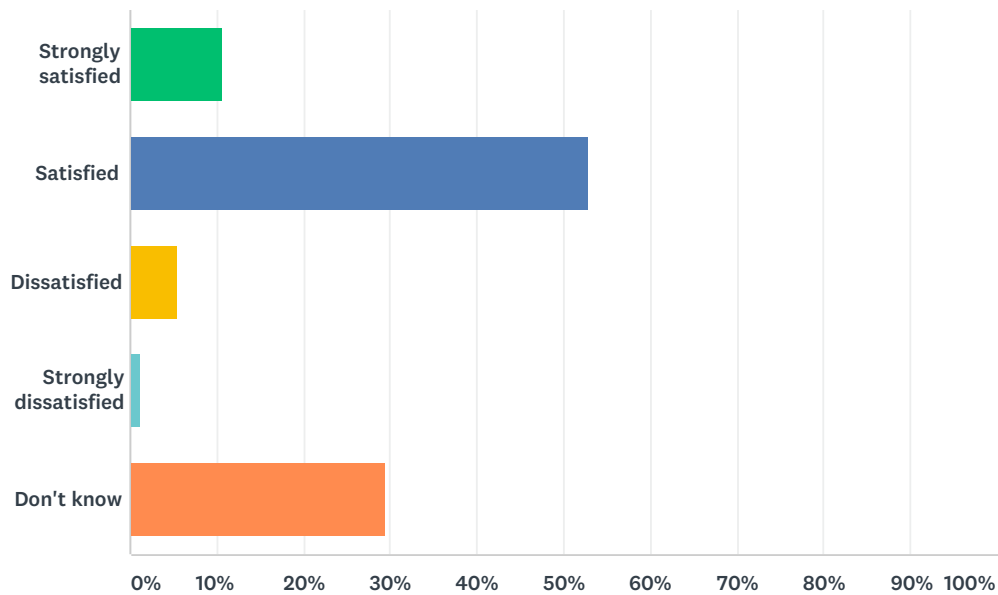
Answered: 149 Skipped: 14



ANSWER CHOICES	RESPONSES	
Strongly agree	22.82%	34
Agree	65.10%	97
Disagree	6.71%	10
Strongly disagree	0.67%	1
Don't know	4.70%	7
TOTAL		149

Q22 How satisfied are you with the community partnerships that may be established at your school? For example: Saffron, KEYS program, Green Certificate, lunch programs, after-school programs, RAP, Tools for School, Scratch Day, Entrepreneurial Adventure, scholarships/grants, etc.

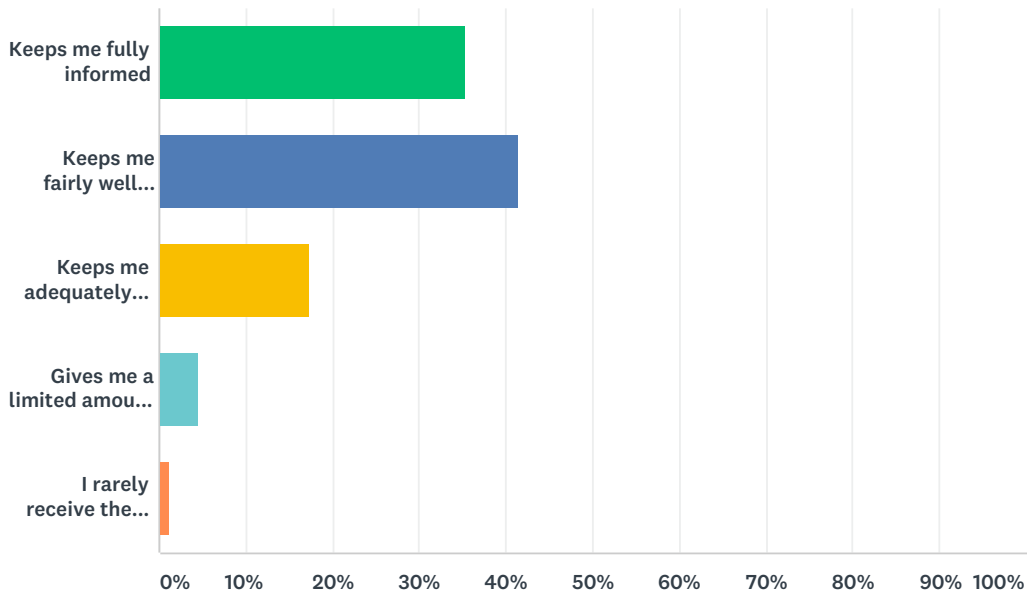
Answered: 149 Skipped: 14



ANSWER CHOICES	RESPONSES
Strongly satisfied	10.74% 16
Satisfied	53.02% 79
Dissatisfied	5.37% 8
Strongly dissatisfied	1.34% 2
Don't know	29.53% 44
TOTAL	149

Q23 Elk Island Public Schools appreciates the opportunity to stay connected with parents about news, activities, programs and other matters of importance. What is your impression of the communication you receive from your child's school?

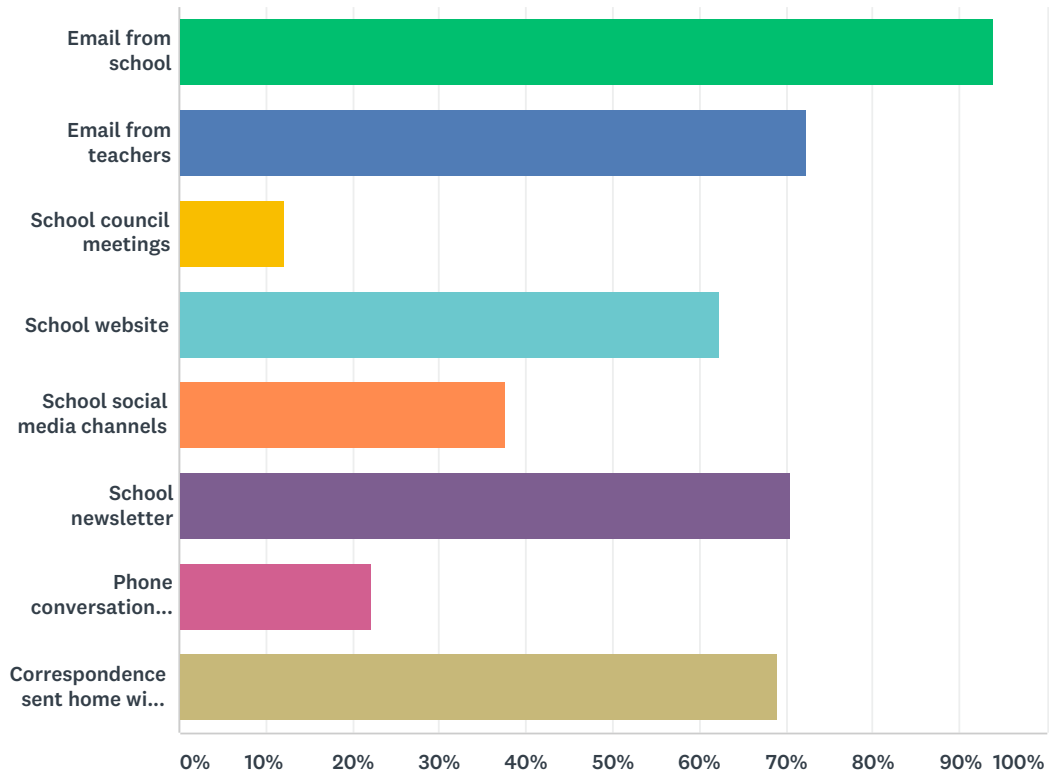
Answered: 150 Skipped: 13



ANSWER CHOICES	RESPONSES	
Keeps me fully informed	35.33%	53
Keeps me fairly well informed	41.33%	62
Keeps me adequately informed	17.33%	26
Gives me a limited amount of information	4.67%	7
I rarely receive the information I need	1.33%	2
TOTAL		150

Q24 Do you regularly make use of the following to keep up to date on school activities, programs, etc.? Check all that apply.

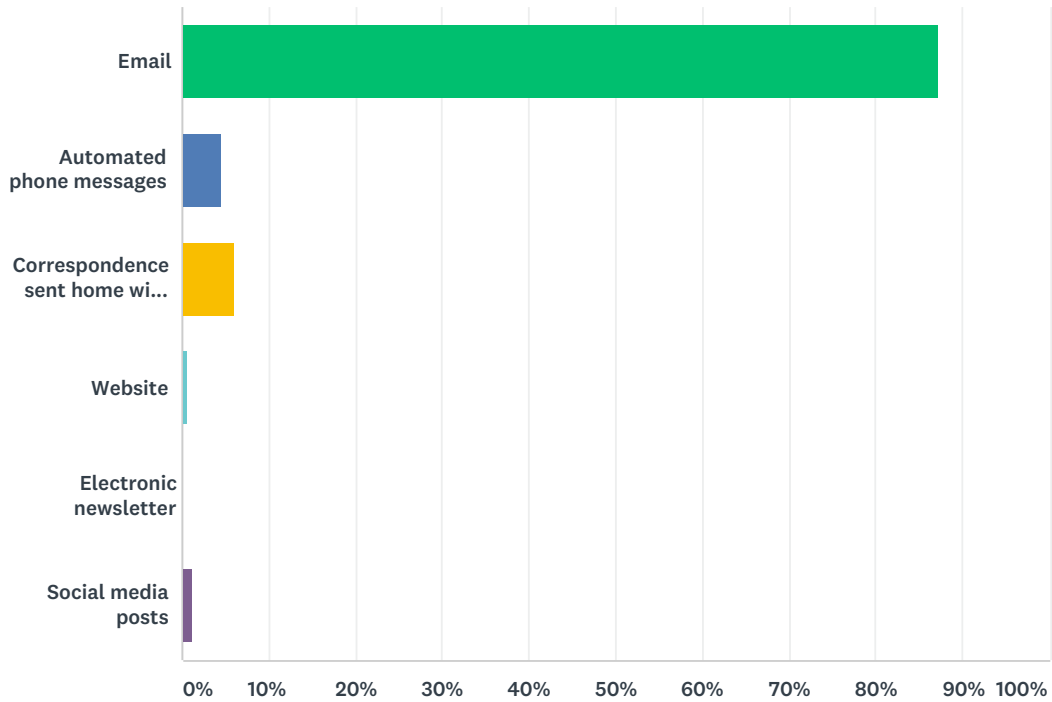
Answered: 149 Skipped: 14



ANSWER CHOICES	RESPONSES	
Email from school	93.96%	140
Email from teachers	72.48%	108
School council meetings	12.08%	18
School website	62.42%	93
School social media channels	37.58%	56
School newsletter	70.47%	105
Phone conversations with the school or teachers	22.15%	33
Correspondence sent home with your child	69.13%	103
Total Respondents: 149		

Q25 What is your most preferred method of communication from the school and Division?

Answered: 149 Skipped: 14

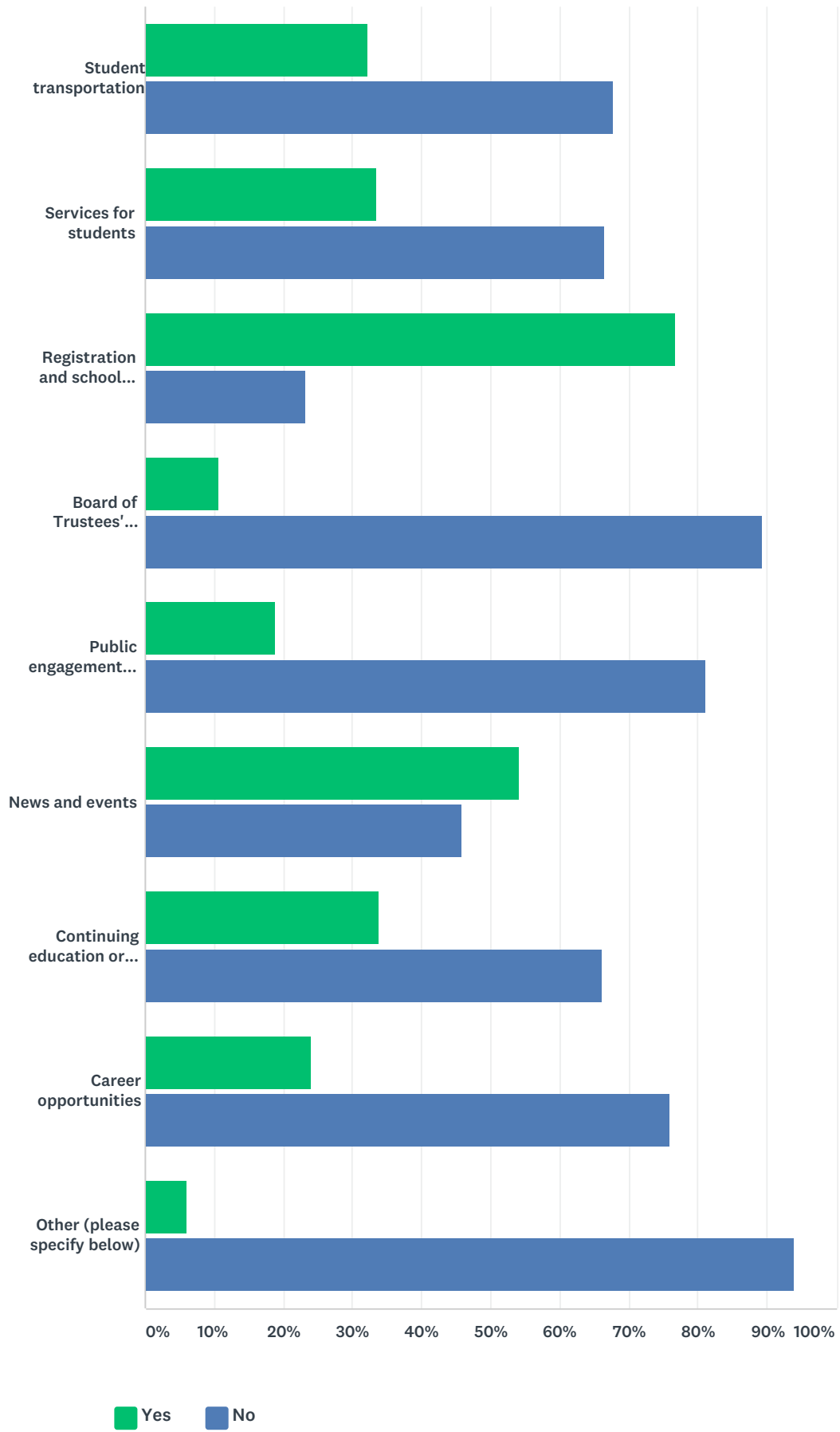


ANSWER CHOICES	RESPONSES	
Email	87.25%	130
Automated phone messages	4.70%	7
Correspondence sent home with your child	6.04%	9
Website	0.67%	1
Electronic newsletter	0.00%	0
Social media posts	1.34%	2
TOTAL		149

Q26 Do you visit the Division website (www.eips.ca) for information on:

Answered: 150 Skipped: 13

EIPS Parent Survey 2018-19



Yes No

	YES	NO	TOTAL	WEIGHTED AVERAGE
--	-----	----	-------	------------------

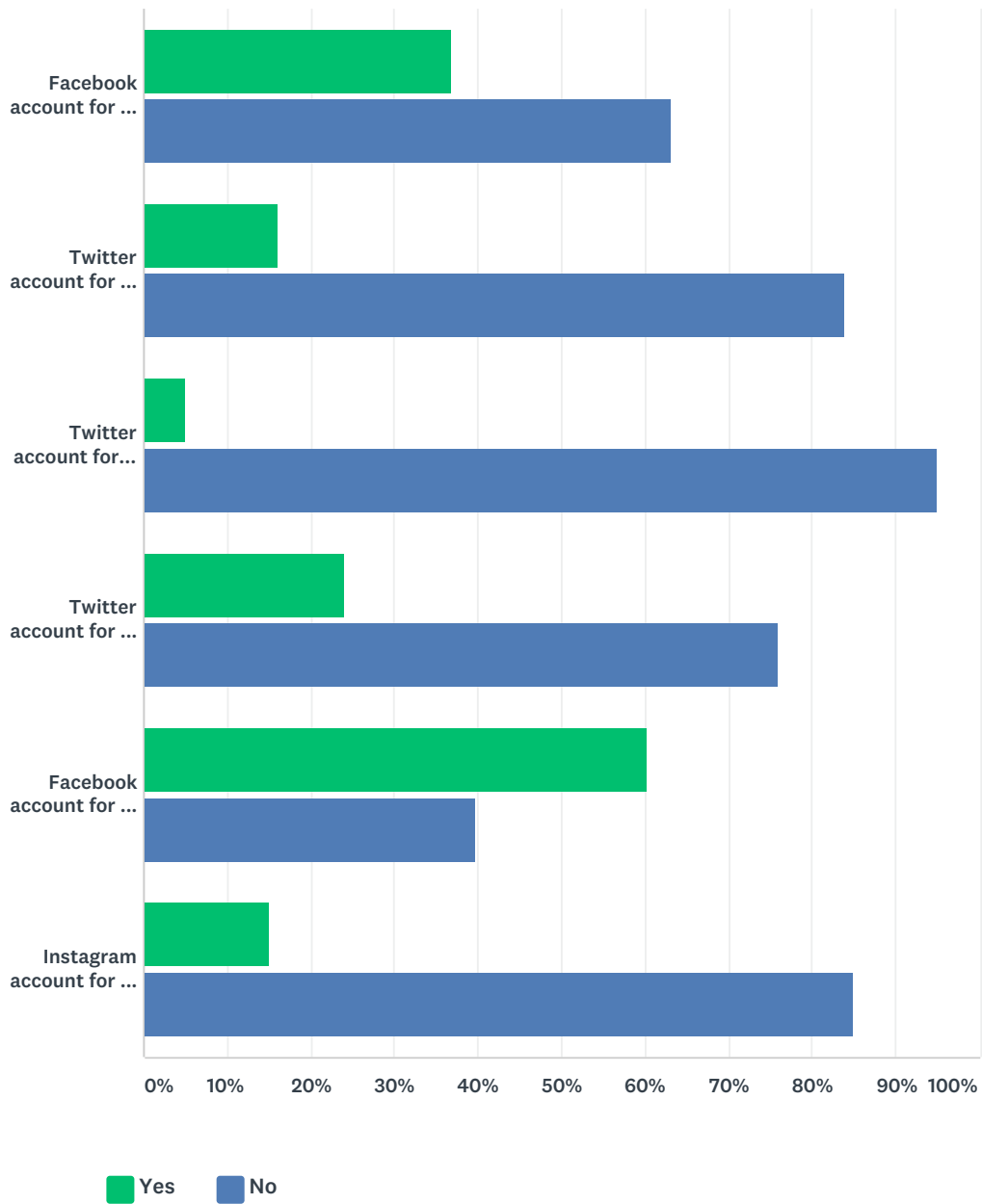
EIPS Parent Survey 2018-19

Student transportation	32.17% 46	67.83% 97	143	1.32
Services for students	33.57% 48	66.43% 95	143	1.34
Registration and school boundaries	76.71% 112	23.29% 34	146	1.77
Board of Trustees' meetings	10.64% 15	89.36% 126	141	1.11
Public engagement initiatives	18.88% 27	81.12% 116	143	1.19
News and events	54.11% 79	45.89% 67	146	1.54
Continuing education or summer courses	33.80% 48	66.20% 94	142	1.34
Career opportunities	24.11% 34	75.89% 107	141	1.24
Other (please specify below)	6.00% 6	94.00% 94	100	1.06

#	OTHER:	DATE
1	Calendar and link to parent portal	3/20/2019 8:57 PM
2	Policies and procedures	3/15/2019 2:47 PM
3	Policies and Procedures	3/15/2019 2:26 PM
4	Calendar	3/12/2019 2:28 PM
5	Policies and procedures	3/11/2019 2:36 PM
6	Calendar	3/11/2019 1:51 PM

Q27 The Division and schools often share news and information on social media. Do you follow:

Answered: 149 Skipped: 14



	YES	NO	TOTAL	WEIGHTED AVERAGE
Facebook account for the Division (Facebook.com/ElkIslandPublicSchools)	36.88% 52	63.12% 89	141	1.37
Twitter account for the Division (@eips)	16.20% 23	83.80% 119	142	1.16
Twitter account for EIPS Student Transportation (@eipsST)	5.07% 7	94.93% 131	138	1.05
Twitter account for my child's school	24.14% 35	75.86% 110	145	1.24

EIPS Parent Survey 2018-19

Facebook account for my child's school, if applicable	60.28%	39.72%		
	85	56	141	1.60
<hr/>				
Instagram account for my child's school, if applicable	15.15%	84.85%		
	20	112	132	1.15