

Q1 What school does your child currently attend? For out-of-school learners, what is your child's home school?

Answered: 164 Skipped: 0

A.L. Horton Elementary										
Andrew School										
Ardrossan Elementary										
Ardrossan Junior Senio...										
Bev Facey Community High										
Brentwood Elementary										
Bruderheim School										
Clover Bar Junior High										
Davidson Creek Elementary										
École Campbelltown										
École Parc Élémentaire										
F.R. Haythorne Junior High										
Fort Saskatchewan...										
Fort Saskatchewan...										
Fort Saskatchewan...										
Fultonvale Elementary...										
Glen Allan Elementary										
Heritage Hills Elementary										

EIPS Parent Survey 2020-21



EIPS Parent Survey 2020-21

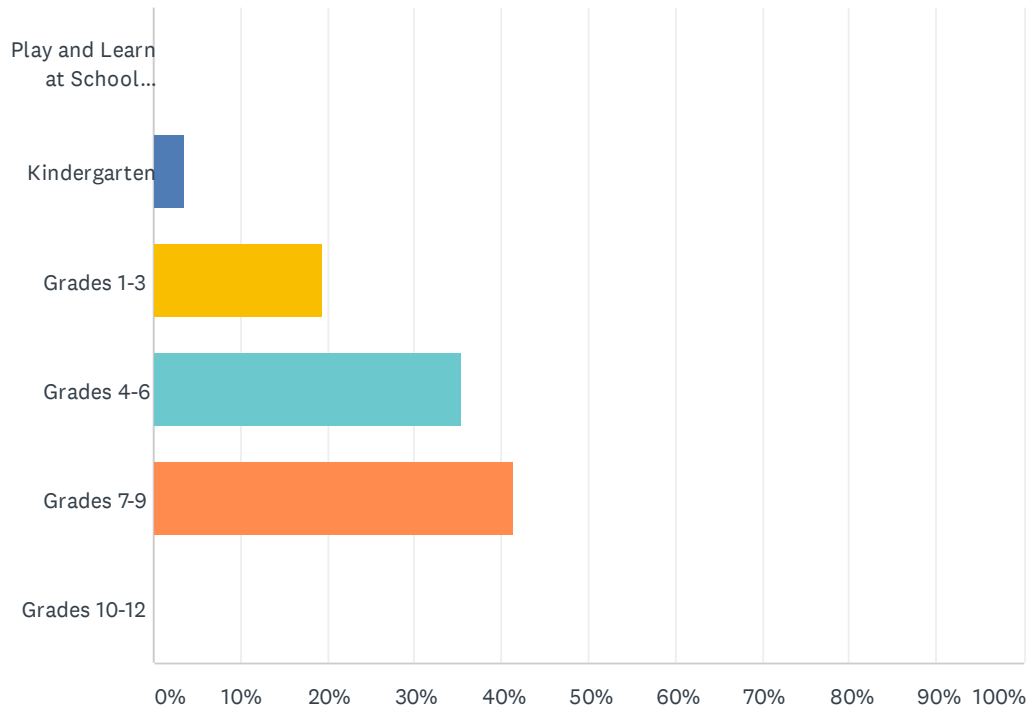
ANSWER CHOICES	RESPONSES	
A.L. Horton Elementary	0.00%	0
Andrew School	0.00%	0
Ardrossan Elementary	0.00%	0
Ardrossan Junior Senior High	0.00%	0
Bev Facey Community High	0.00%	0
Brentwood Elementary	0.00%	0
Bruderheim School	0.00%	0
Clover Bar Junior High	0.00%	0
Davidson Creek Elementary	0.00%	0
École Campbelltown	0.00%	0
École Parc Élémentaire	0.00%	0
F.R. Haythorne Junior High	0.00%	0
Fort Saskatchewan Christian	0.00%	0
Fort Saskatchewan Elementary	0.00%	0
Fort Saskatchewan High	0.00%	0
Fultonvale Elementary Junior High	0.00%	0
Glen Allan Elementary	0.00%	0
Heritage Hills Elementary	0.00%	0
James Mowat Elementary	0.00%	0
Lakeland Ridge	100.00%	164
Lamont Elementary	0.00%	0
Lamont High	0.00%	0
Mills Haven Elementary	0.00%	0
Mundare School	0.00%	0
Next Step/Outreach	0.00%	0
Pine Street Elementary	0.00%	0
Rudolph Hennig Junior High	0.00%	0
Salisbury Composite High	0.00%	0
Sherwood Heights Junior High	0.00%	0
SouthPointe School	0.00%	0
Strathcona Christian Academy Elementary	0.00%	0
Strathcona Christian Academy Secondary	0.00%	0
Uncas Elementary	0.00%	0

EIPS Parent Survey 2020-21

Vegreville Composite High	0.00%	0
Wes Hosford Elementary	0.00%	0
Westboro Elementary	0.00%	0
Win Ferguson Elementary	0.00%	0
Woodbridge Farms Elementary	0.00%	0
TOTAL		164

Q2 What grade is your child currently in?

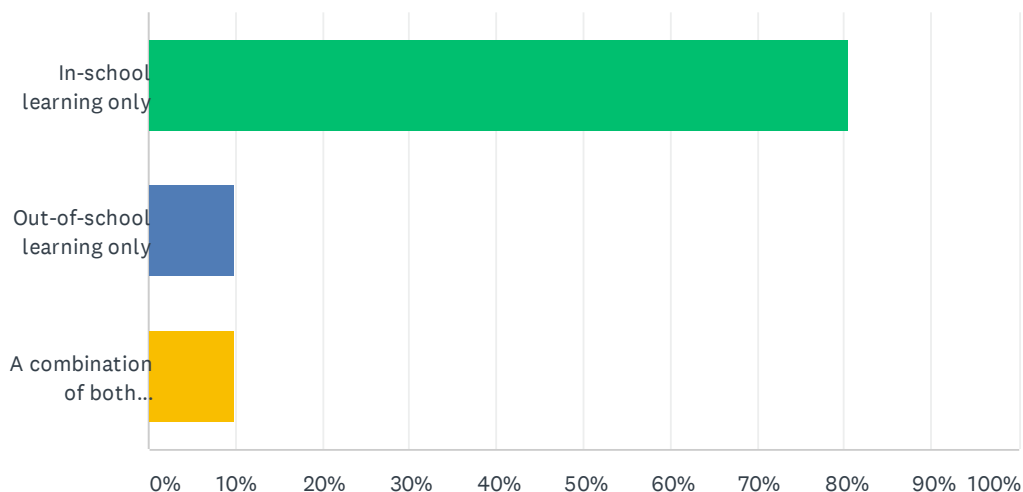
Answered: 164 Skipped: 0



ANSWER CHOICES	RESPONSES	
Play and Learn at School (PALS)	0.00%	0
Kindergarten	3.66%	6
Grades 1-3	19.51%	32
Grades 4-6	35.37%	58
Grades 7-9	41.46%	68
Grades 10-12	0.00%	0
TOTAL		164

Q3 A number of times this year, you could choose in-school or out-of-school learning for your child. What type of learning did you choose for you child this year? When answering this question, disregard the requirement to move to out-of-school learning when mandated by the Government of Alberta or if your child was required to temporarily self-isolate after being identified as a close contact of a confirmed case of COVID-19.

Answered: 164 Skipped: 0



ANSWER CHOICES	RESPONSES	
In-school learning only	80.49%	132
Out-of-school learning only	9.76%	16
A combination of both in-school and out-of-school learning	9.76%	16
TOTAL		164

Q4 As a result of being in the Play and Learn at School (PALS) program, my child's demonstrating growth in their development.

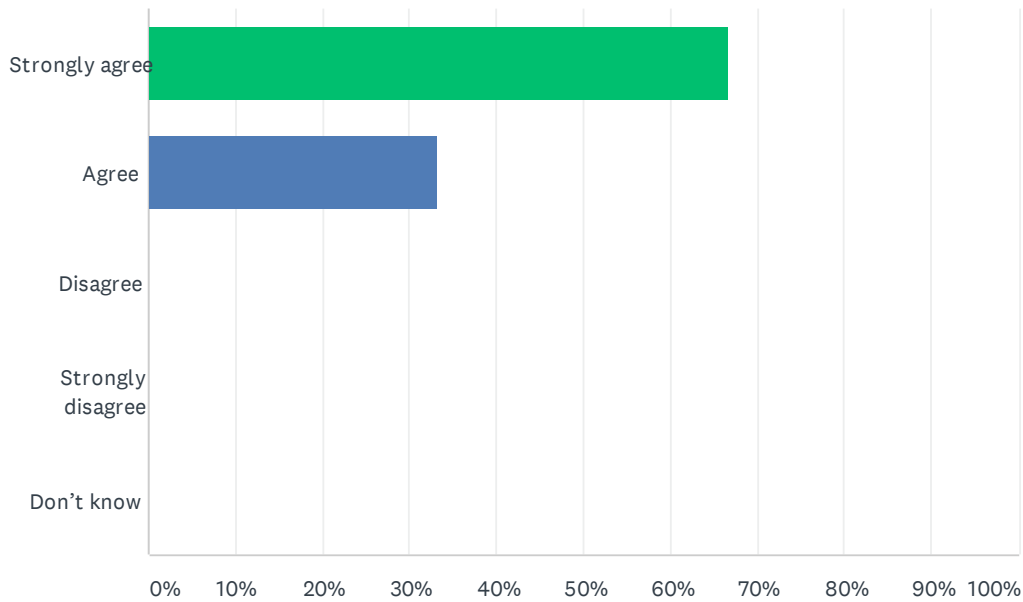
Answered: 0 Skipped: 164

 No matching responses.

ANSWER CHOICES	RESPONSES	
Strongly agree	0.00%	0
Agree	0.00%	0
Disagree	0.00%	0
Strongly disagree	0.00%	0
Don't know	0.00%	0
TOTAL		0

Q5 As a result of being in the Kindergarten program, my child's becoming ready to enter Grade 1.

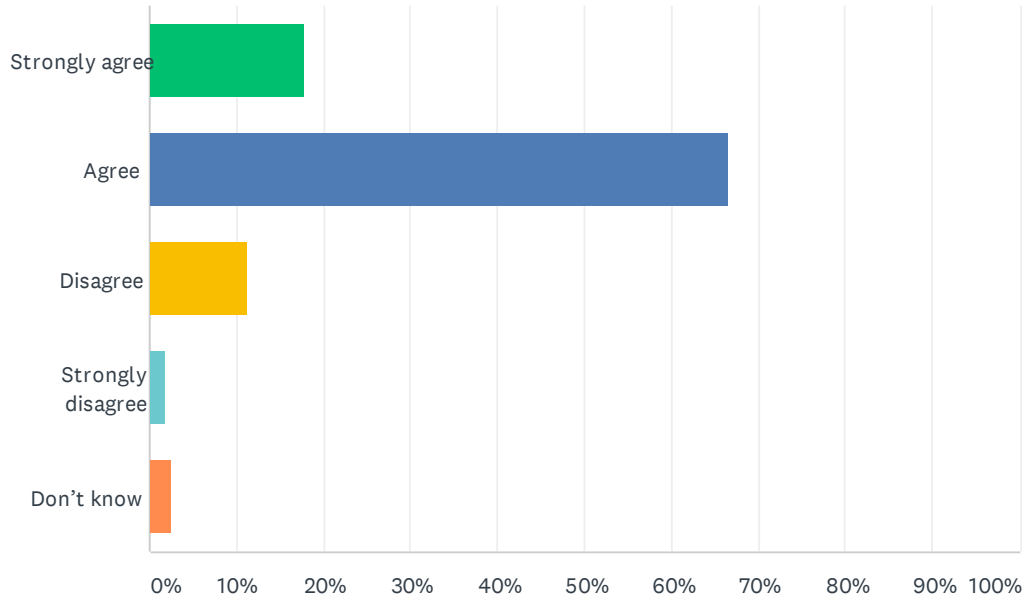
Answered: 6 Skipped: 158



ANSWER CHOICES	RESPONSES	
Strongly agree	66.67%	4
Agree	33.33%	2
Disagree	0.00%	0
Strongly disagree	0.00%	0
Don't know	0.00%	0
TOTAL		6

Q6 My child's individual needs are met.

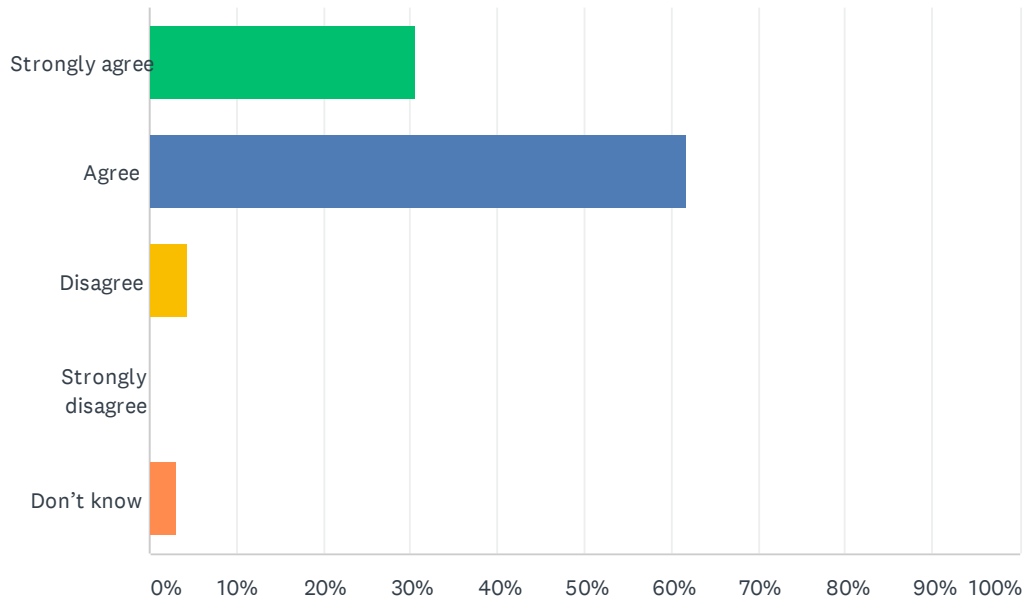
Answered: 158 Skipped: 6



ANSWER CHOICES	RESPONSES	
Strongly agree	17.72%	28
Agree	66.46%	105
Disagree	11.39%	18
Strongly disagree	1.90%	3
Don't know	2.53%	4
TOTAL		158

Q7 My child's encouraged to do their best.

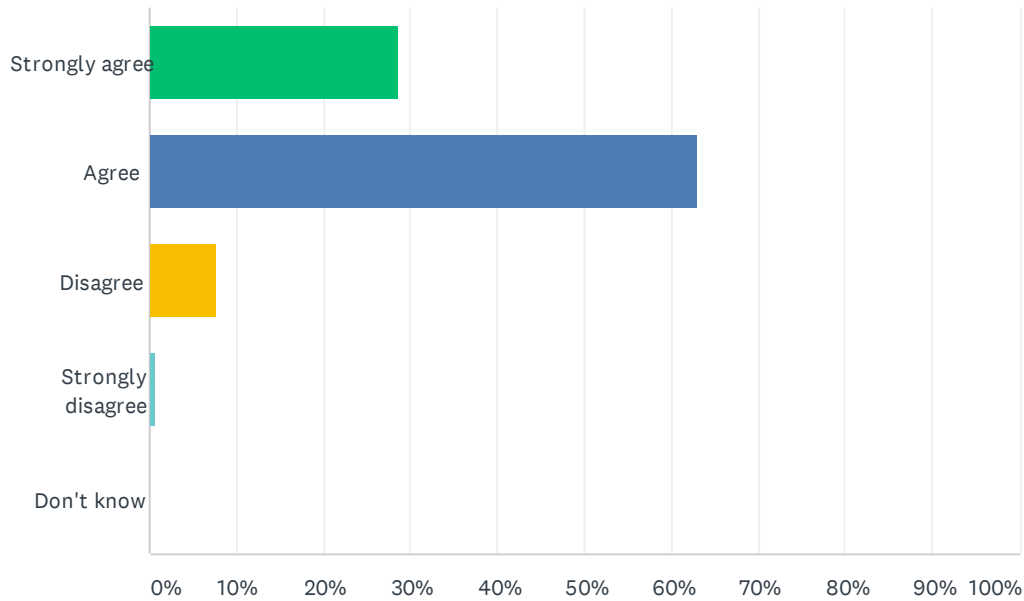
Answered: 157 Skipped: 7



ANSWER CHOICES	RESPONSES	
Strongly agree	30.57%	48
Agree	61.78%	97
Disagree	4.46%	7
Strongly disagree	0.00%	0
Don't know	3.18%	5
TOTAL		157

Q8 My child's demonstrating growth in literacy.

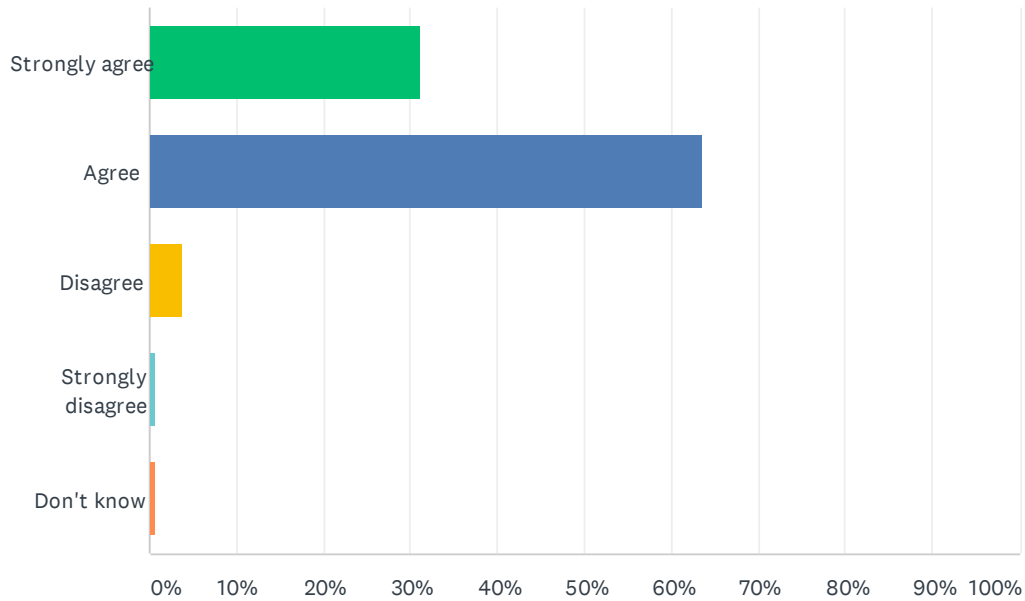
Answered: 157 Skipped: 7



ANSWER CHOICES	RESPONSES	
Strongly agree	28.66%	45
Agree	63.06%	99
Disagree	7.64%	12
Strongly disagree	0.64%	1
Don't know	0.00%	0
TOTAL		157

Q9 My child's demonstrating growth in numeracy.

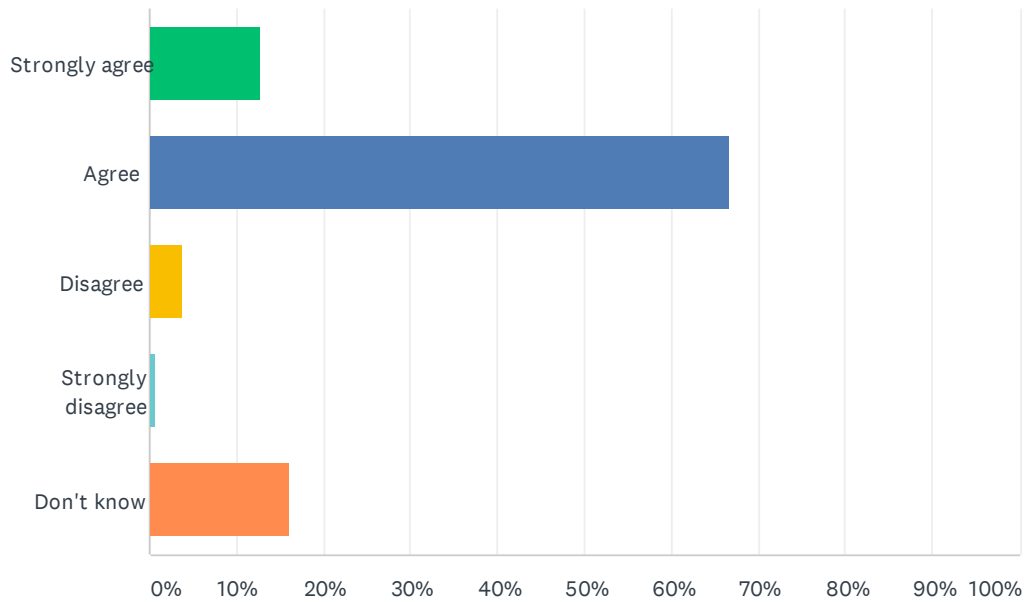
Answered: 157 Skipped: 7



ANSWER CHOICES	RESPONSES	
Strongly agree	31.21%	49
Agree	63.69%	100
Disagree	3.82%	6
Strongly disagree	0.64%	1
Don't know	0.64%	1
TOTAL		157

Q10 My child has an understanding of First Nations, Métis and Inuit culture and history.

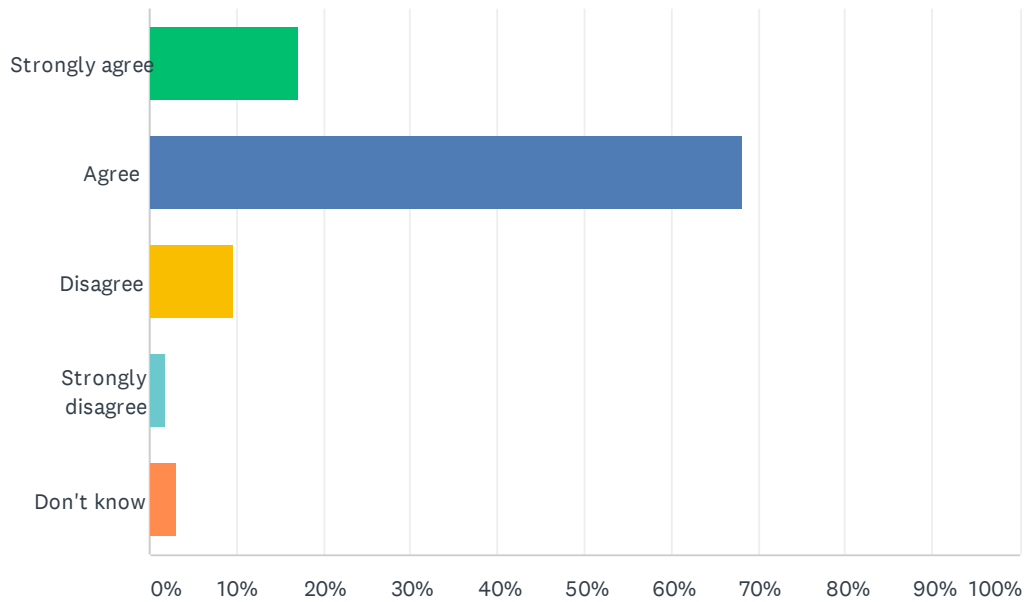
Answered: 156 Skipped: 8



ANSWER CHOICES	RESPONSES	
Strongly agree	12.82%	20
Agree	66.67%	104
Disagree	3.85%	6
Strongly disagree	0.64%	1
Don't know	16.03%	25
TOTAL		156

Q11 My child's learning the knowledge, skills and attitudes necessary to be successful in life.

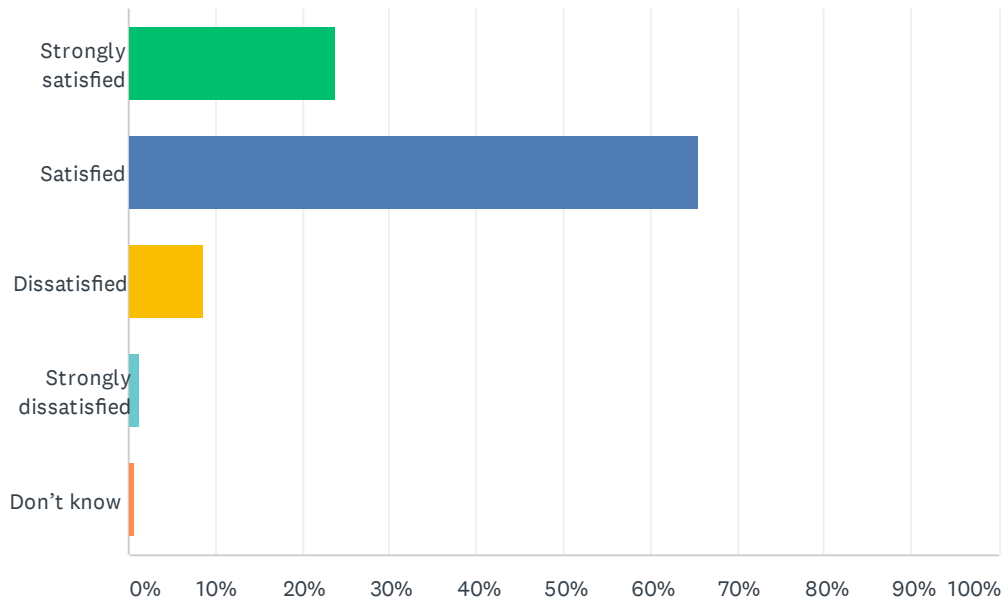
Answered: 157 Skipped: 7



ANSWER CHOICES	RESPONSES	
Strongly agree	17.20%	27
Agree	68.15%	107
Disagree	9.55%	15
Strongly disagree	1.91%	3
Don't know	3.18%	5
TOTAL		157

Q12 How satisfied are you with the quality of education your child's receiving at school?

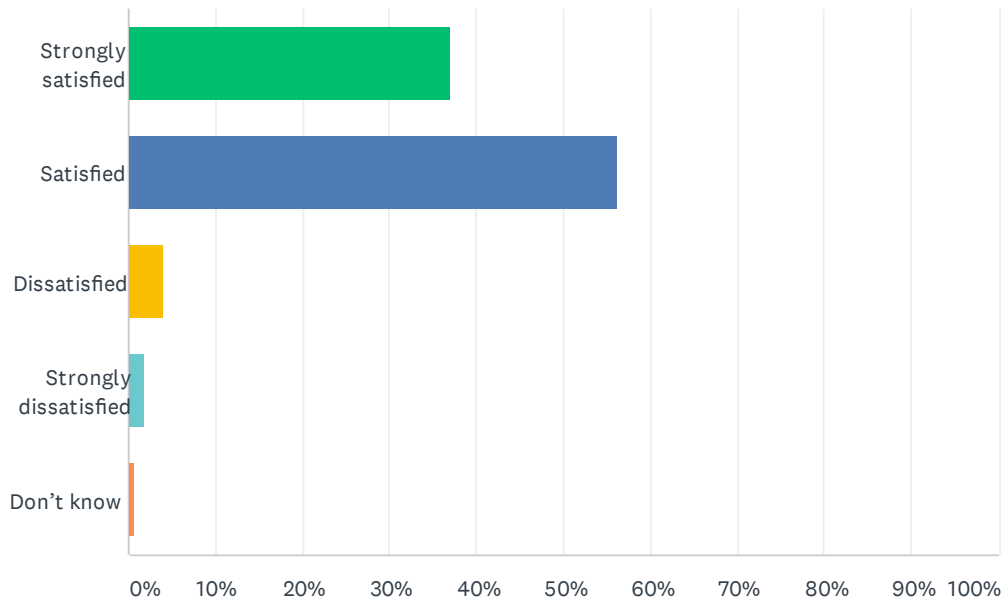
Answered: 151 Skipped: 13



ANSWER CHOICES	RESPONSES	
Strongly satisfied	23.84%	36
Satisfied	65.56%	99
Dissatisfied	8.61%	13
Strongly dissatisfied	1.32%	2
Don't know	0.66%	1
TOTAL		151

Q13 How satisfied are you with the quality of teaching at your child's school?

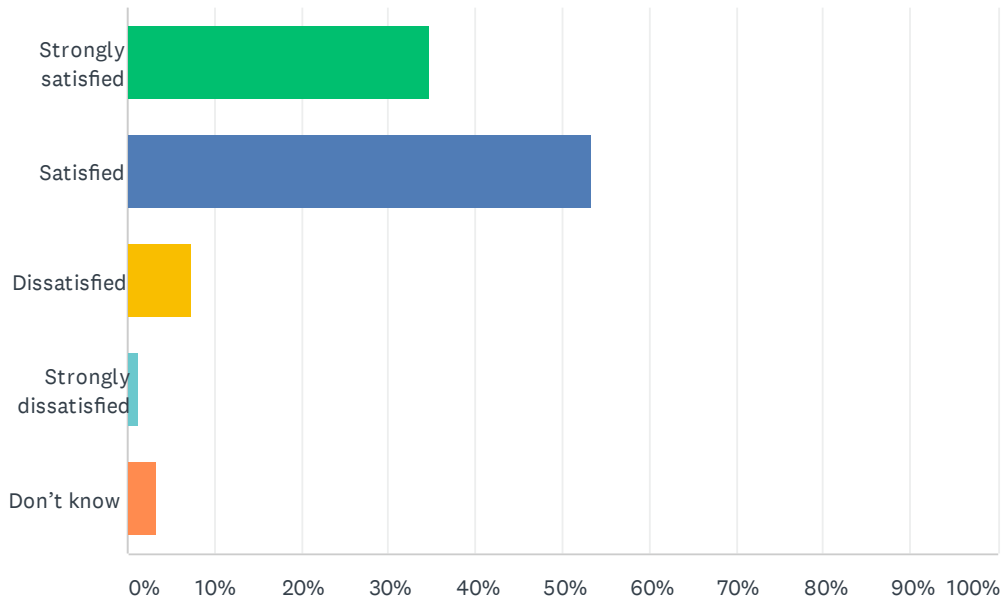
Answered: 151 Skipped: 13



ANSWER CHOICES	RESPONSES	
Strongly satisfied	37.09%	56
Satisfied	56.29%	85
Dissatisfied	3.97%	6
Strongly dissatisfied	1.99%	3
Don't know	0.66%	1
TOTAL		151

Q14 How satisfied are you with the leadership at your child's school?

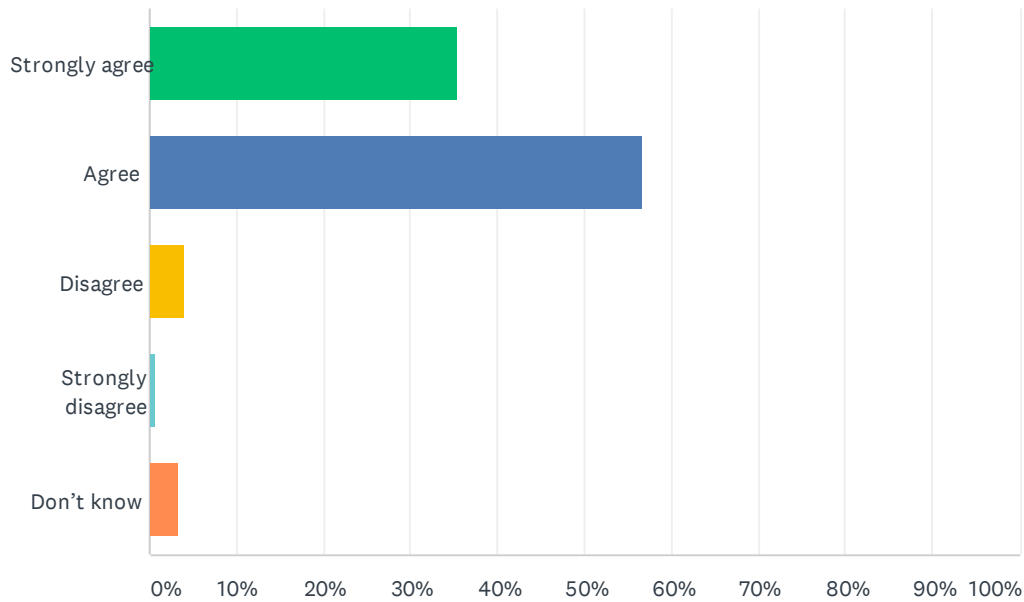
Answered: 150 Skipped: 14



ANSWER CHOICES	RESPONSES	
Strongly satisfied	34.67%	52
Satisfied	53.33%	80
Dissatisfied	7.33%	11
Strongly dissatisfied	1.33%	2
Don't know	3.33%	5
TOTAL		150

Q15 My child's school encourages my child to be a responsible, respectful and engaged citizen.

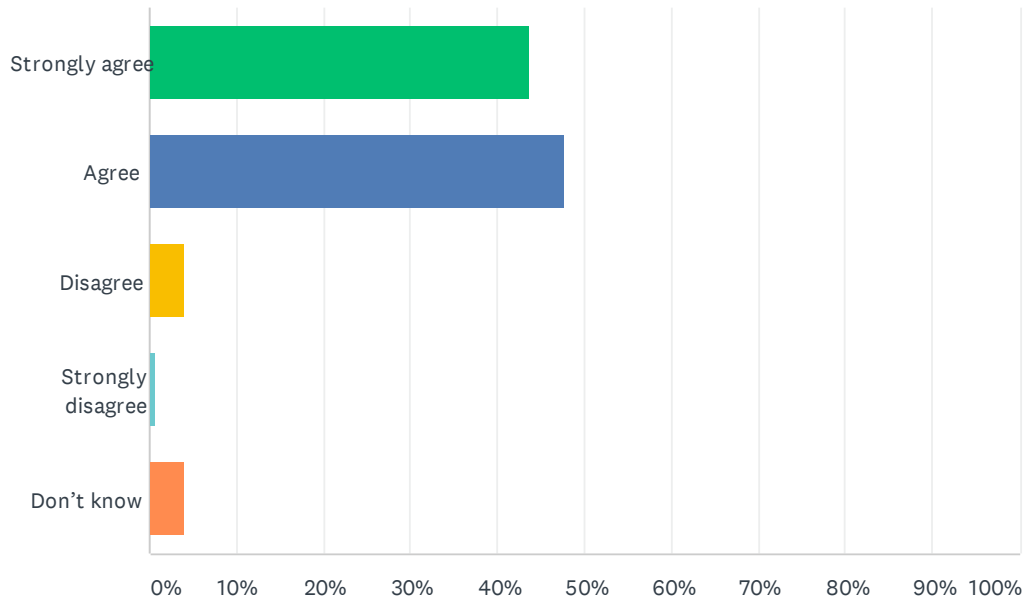
Answered: 150 Skipped: 14



ANSWER CHOICES	RESPONSES	
Strongly agree	35.33%	53
Agree	56.67%	85
Disagree	4.00%	6
Strongly disagree	0.67%	1
Don't know	3.33%	5
TOTAL		150

Q16 School staff care about my child.

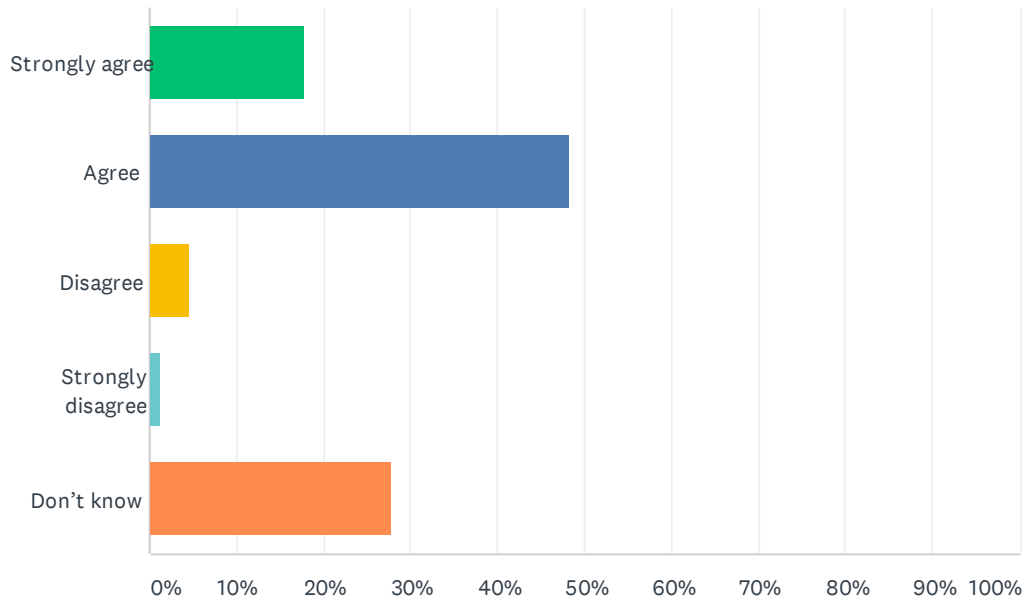
Answered: 149 Skipped: 15



ANSWER CHOICES	RESPONSES	
Strongly agree	43.62%	65
Agree	47.65%	71
Disagree	4.03%	6
Strongly disagree	0.67%	1
Don't know	4.03%	6
TOTAL		149

Q17 My child's school handles discipline fairly and reasonably.

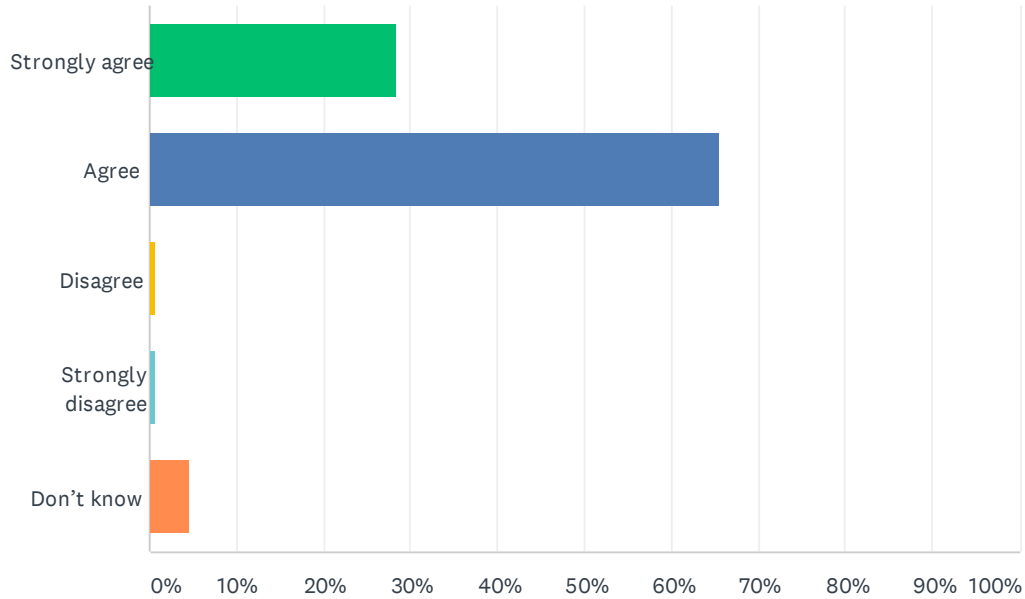
Answered: 151 Skipped: 13



ANSWER CHOICES	RESPONSES	
Strongly agree	17.88%	27
Agree	48.34%	73
Disagree	4.64%	7
Strongly disagree	1.32%	2
Don't know	27.81%	42
TOTAL		151

Q18 My child's school is safe.

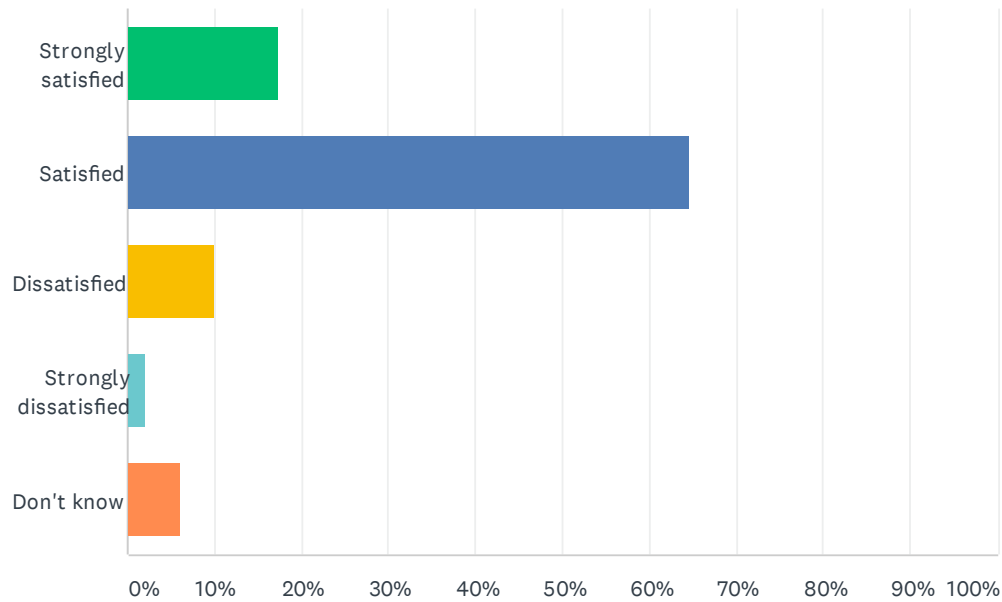
Answered: 151 Skipped: 13



ANSWER CHOICES	RESPONSES	
Strongly agree	28.48%	43
Agree	65.56%	99
Disagree	0.66%	1
Strongly disagree	0.66%	1
Don't know	4.64%	7
TOTAL		151

Q19 How satisfied are you with the resources available to support your child's learning?

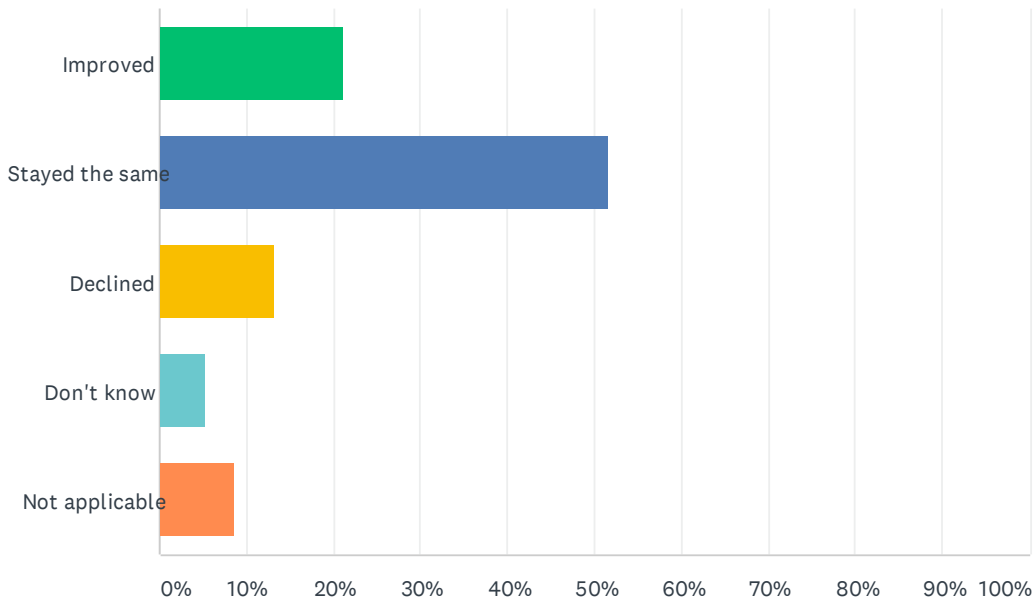
Answered: 150 Skipped: 14



ANSWER CHOICES	RESPONSES	
Strongly satisfied	17.33%	26
Satisfied	64.67%	97
Dissatisfied	10.00%	15
Strongly dissatisfied	2.00%	3
Don't know	6.00%	9
TOTAL		150

Q20 In your opinion, has the quality of education your child experienced improved, stayed the same or declined in the past three years?

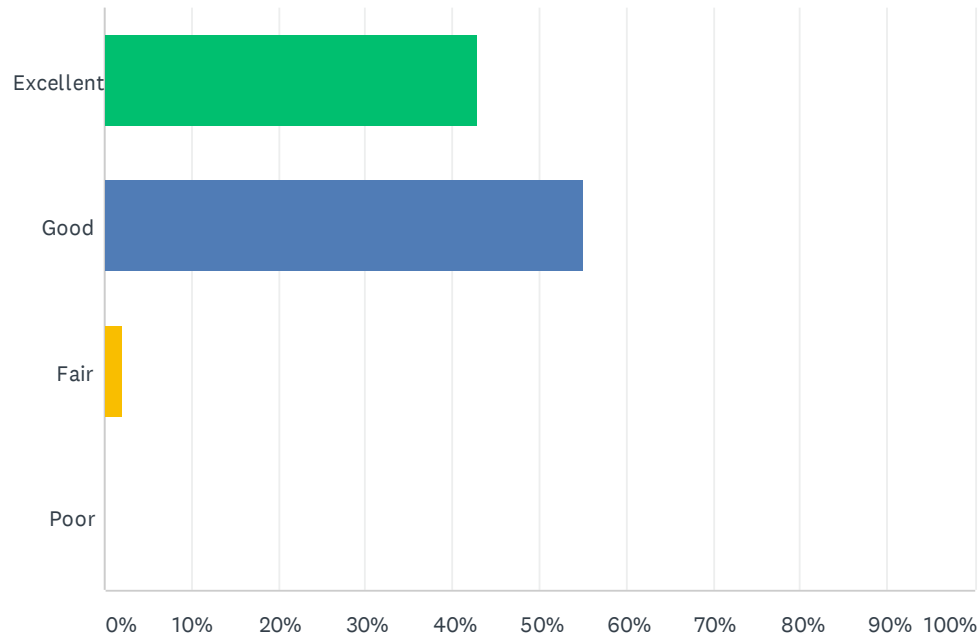
Answered: 151 Skipped: 13



ANSWER CHOICES	RESPONSES	
Improved	21.19%	32
Stayed the same	51.66%	78
Declined	13.25%	20
Don't know	5.30%	8
Not applicable	8.61%	13
TOTAL		151

Q21 How do you rate the physical condition of your child's school?

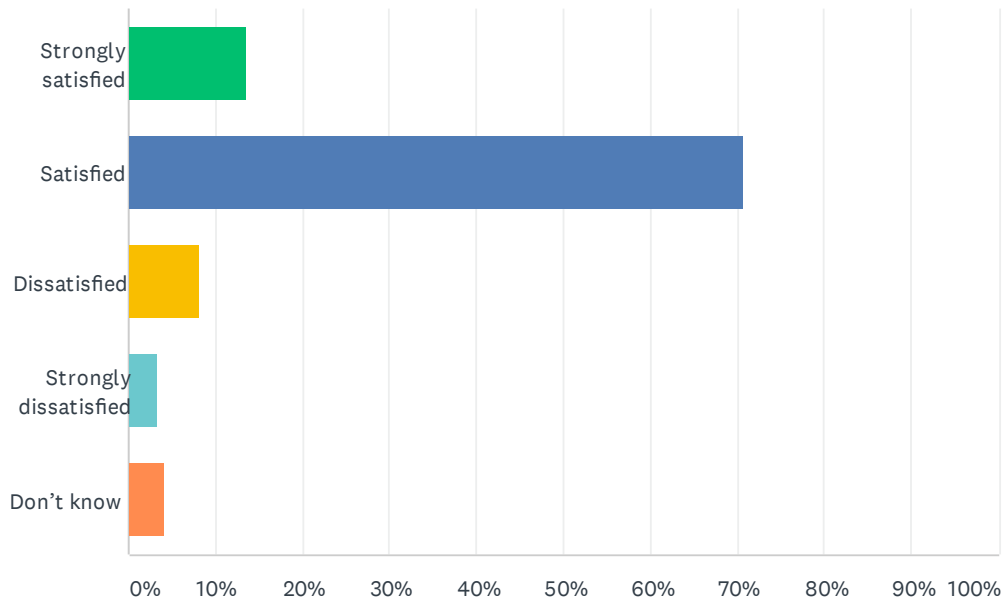
Answered: 149 Skipped: 15



ANSWER CHOICES	RESPONSES	
Excellent	42.95%	64
Good	55.03%	82
Fair	2.01%	3
Poor	0.00%	0
TOTAL		149

Q22 How satisfied are you with the opportunities provided to be involved in your child's education?

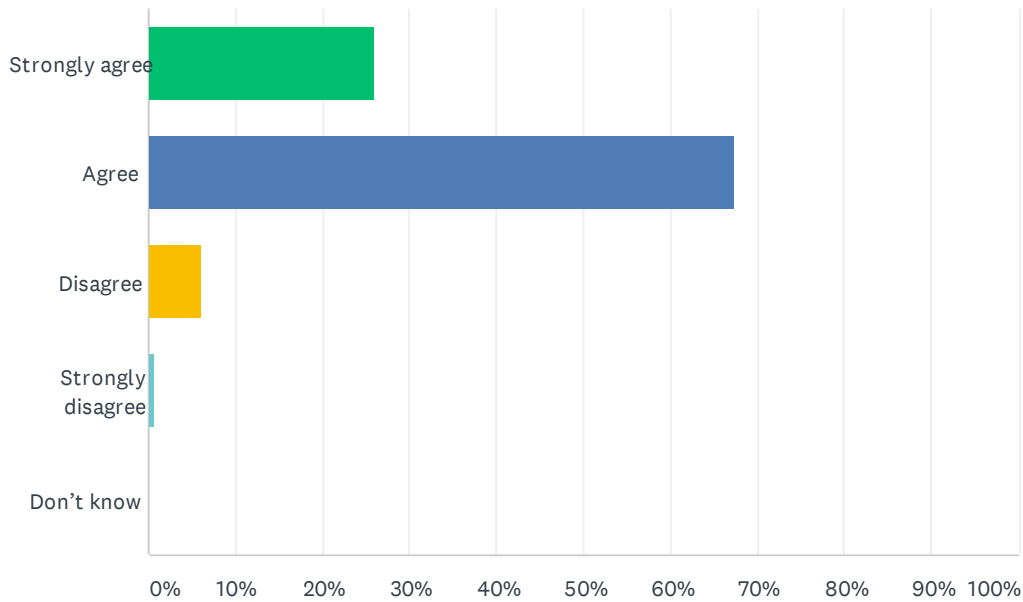
Answered: 147 Skipped: 17



ANSWER CHOICES	RESPONSES	
Strongly satisfied	13.61%	20
Satisfied	70.75%	104
Dissatisfied	8.16%	12
Strongly dissatisfied	3.40%	5
Don't know	4.08%	6
TOTAL		147

Q23 The school keeps me informed about my child's progress and achievement.

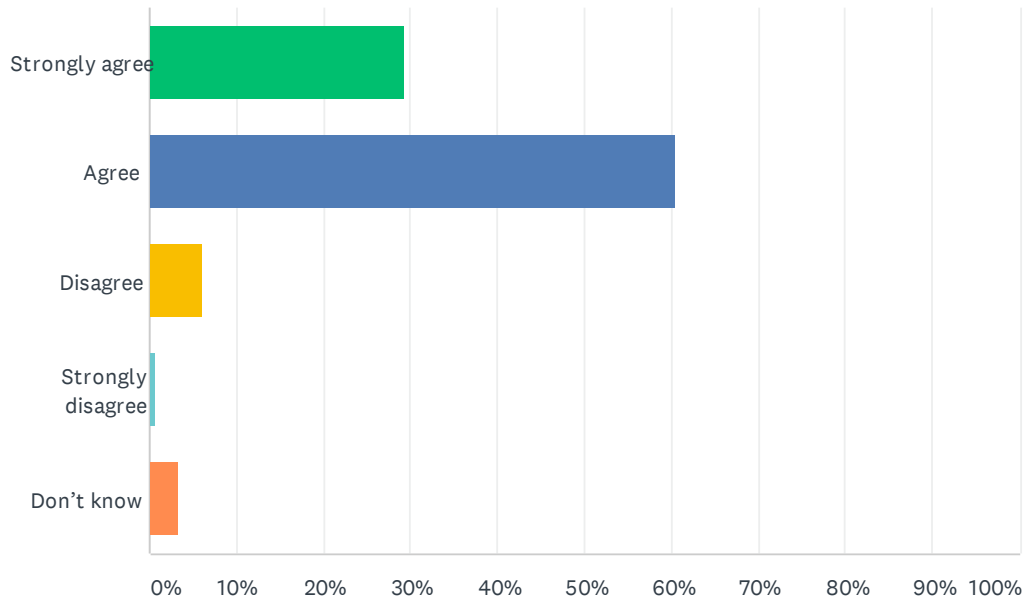
Answered: 147 Skipped: 17



ANSWER CHOICES	RESPONSES	
Strongly agree	25.85%	38
Agree	67.35%	99
Disagree	6.12%	9
Strongly disagree	0.68%	1
Don't know	0.00%	0
TOTAL		147

Q24 There is open and honest communication within my child's school.

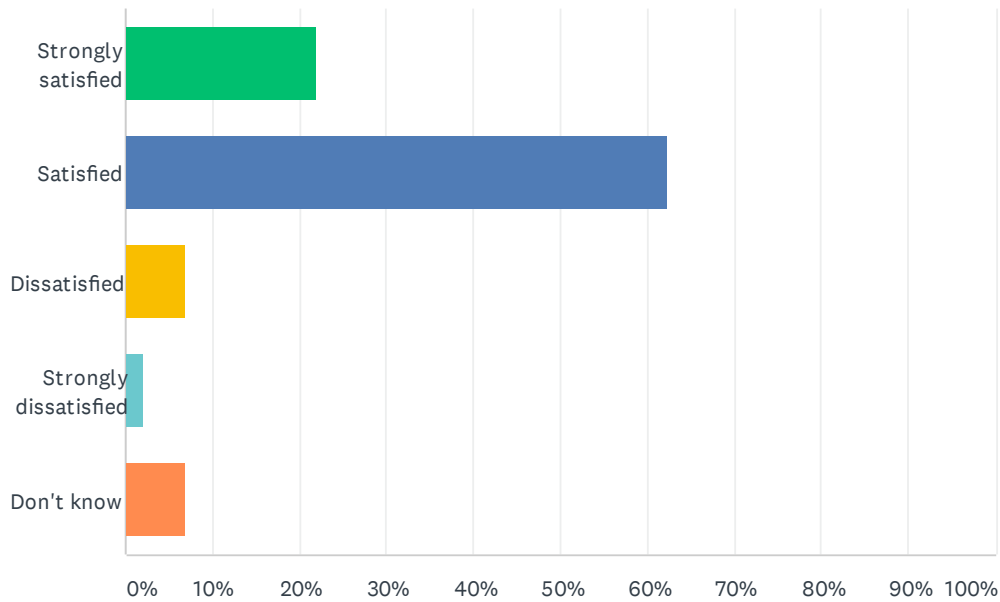
Answered: 147 Skipped: 17



ANSWER CHOICES	RESPONSES	
Strongly agree	29.25%	43
Agree	60.54%	89
Disagree	6.12%	9
Strongly disagree	0.68%	1
Don't know	3.40%	5
TOTAL		147

Q25 How satisfied are you with the Division's commitment to engaging families in matters that affect public education?

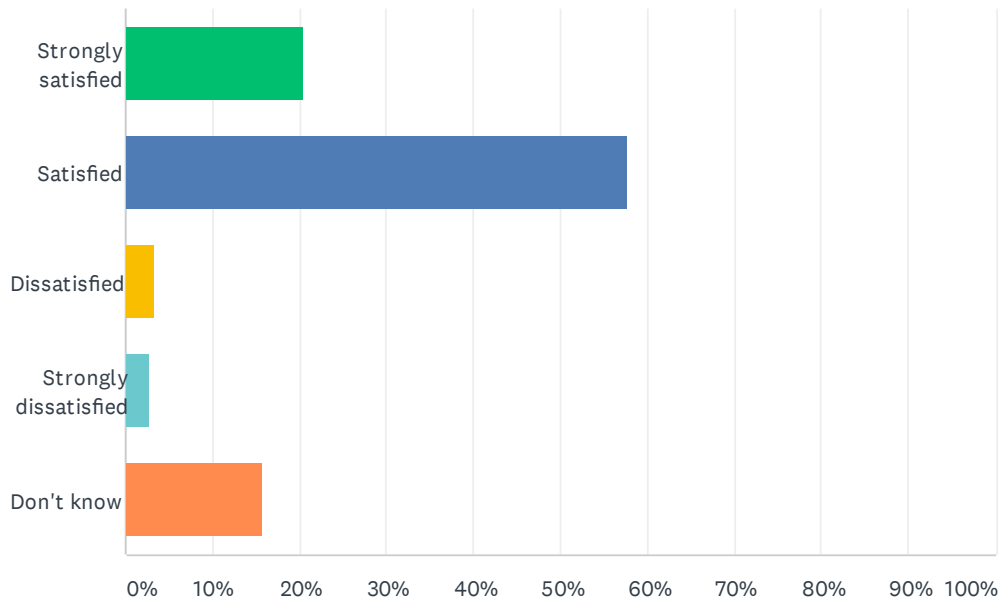
Answered: 146 Skipped: 18



ANSWER CHOICES	RESPONSES	
Strongly satisfied	21.92%	32
Satisfied	62.33%	91
Dissatisfied	6.85%	10
Strongly dissatisfied	2.05%	3
Don't know	6.85%	10
TOTAL		146

Q26 How satisfied are you with the Division's commitment to advocating for public education?

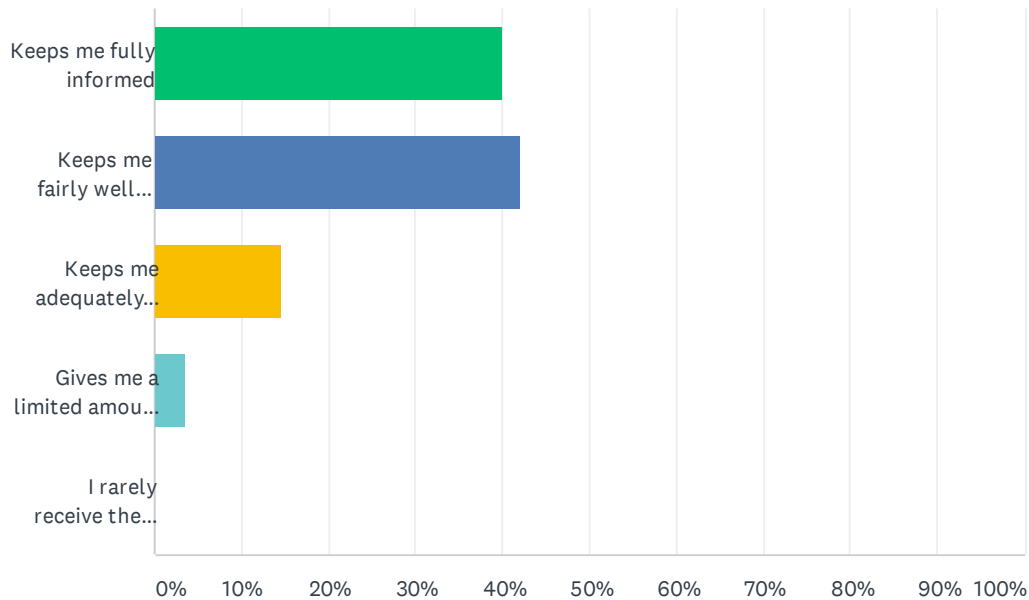
Answered: 147 Skipped: 17



ANSWER CHOICES	RESPONSES	
Strongly satisfied	20.41%	30
Satisfied	57.82%	85
Dissatisfied	3.40%	5
Strongly dissatisfied	2.72%	4
Don't know	15.65%	23
TOTAL		147

Q27 Elk Island Public Schools appreciates the opportunity to stay connected with parents about news, activities, programs and other matters of importance. What is your impression of the communication you receive from your child's school?

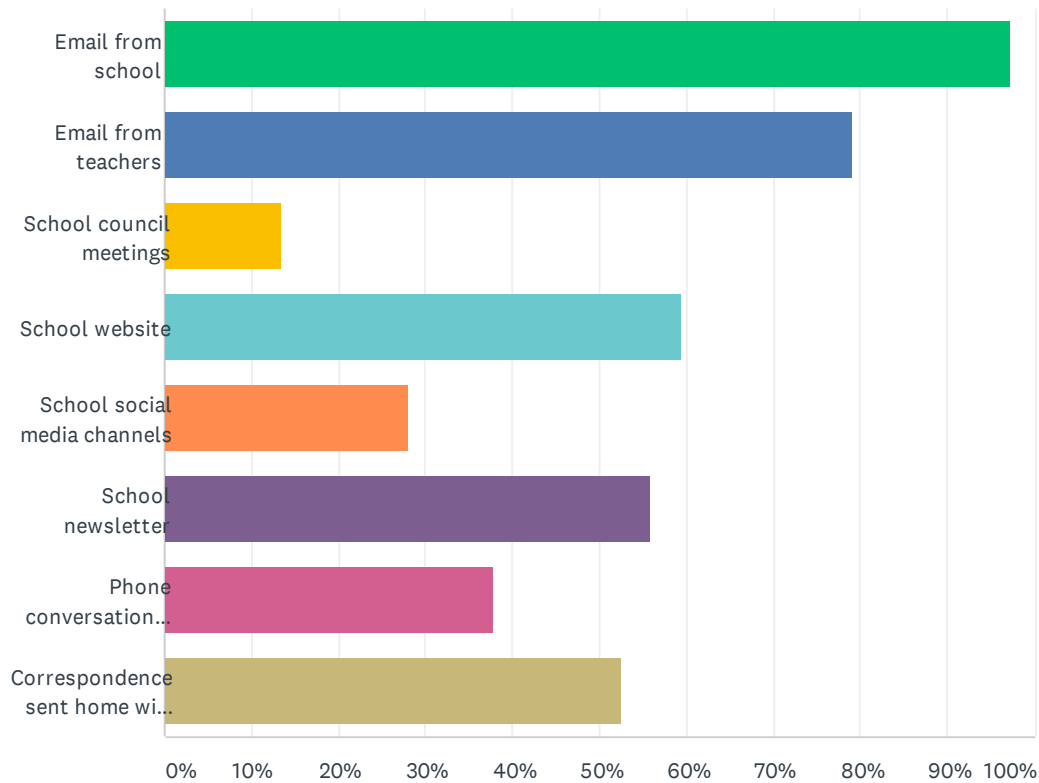
Answered: 143 Skipped: 21



ANSWER CHOICES	RESPONSES	
Keeps me fully informed	39.86%	57
Keeps me fairly well informed	41.96%	60
Keeps me adequately informed	14.69%	21
Gives me a limited amount of information	3.50%	5
I rarely receive the information I need	0.00%	0
TOTAL		143

Q28 Do you regularly make use of the following to keep up to date on school activities, programs, etc.? Check all that apply.

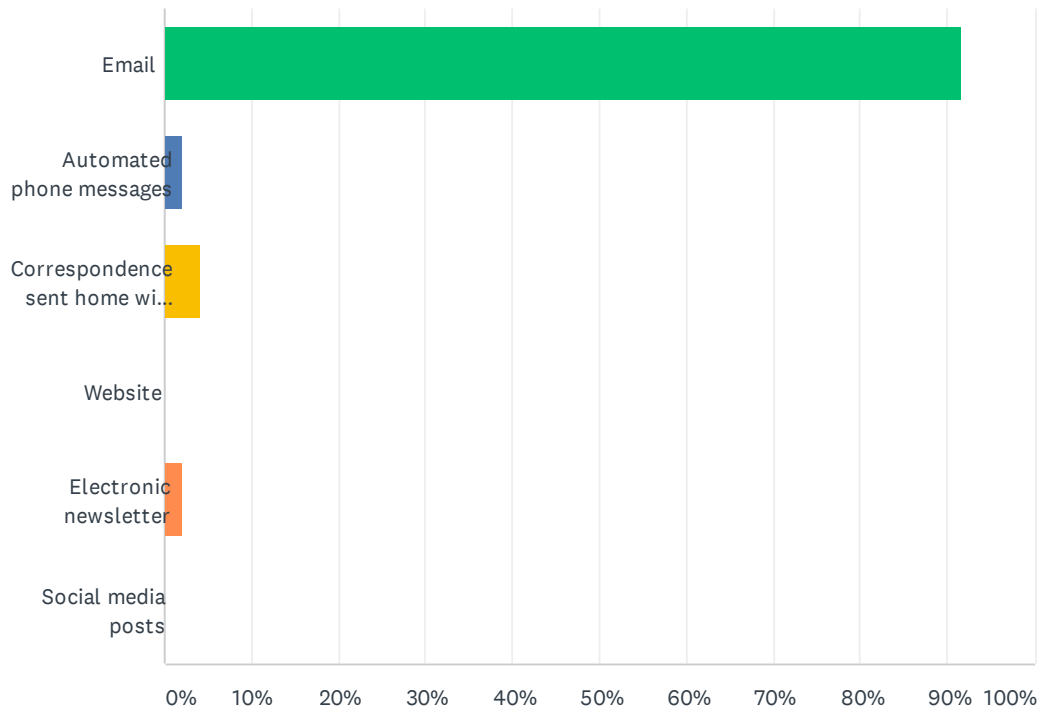
Answered: 143 Skipped: 21



ANSWER CHOICES	RESPONSES	
Email from school	97.20%	139
Email from teachers	79.02%	113
School council meetings	13.29%	19
School website	59.44%	85
School social media channels	27.97%	40
School newsletter	55.94%	80
Phone conversations with the school or teachers	37.76%	54
Correspondence sent home with my child	52.45%	75
Total Respondents: 143		

Q29 What is your most preferred method of communication from the school and Division?

Answered: 143 Skipped: 21



ANSWER CHOICES	RESPONSES	
Email	91.61%	131
Automated phone messages	2.10%	3
Correspondence sent home with my child	4.20%	6
Website	0.00%	0
Electronic newsletter	2.10%	3
Social media posts	0.00%	0
TOTAL		143

Q30 Do you visit the Division website (www.eips.ca) for information on:

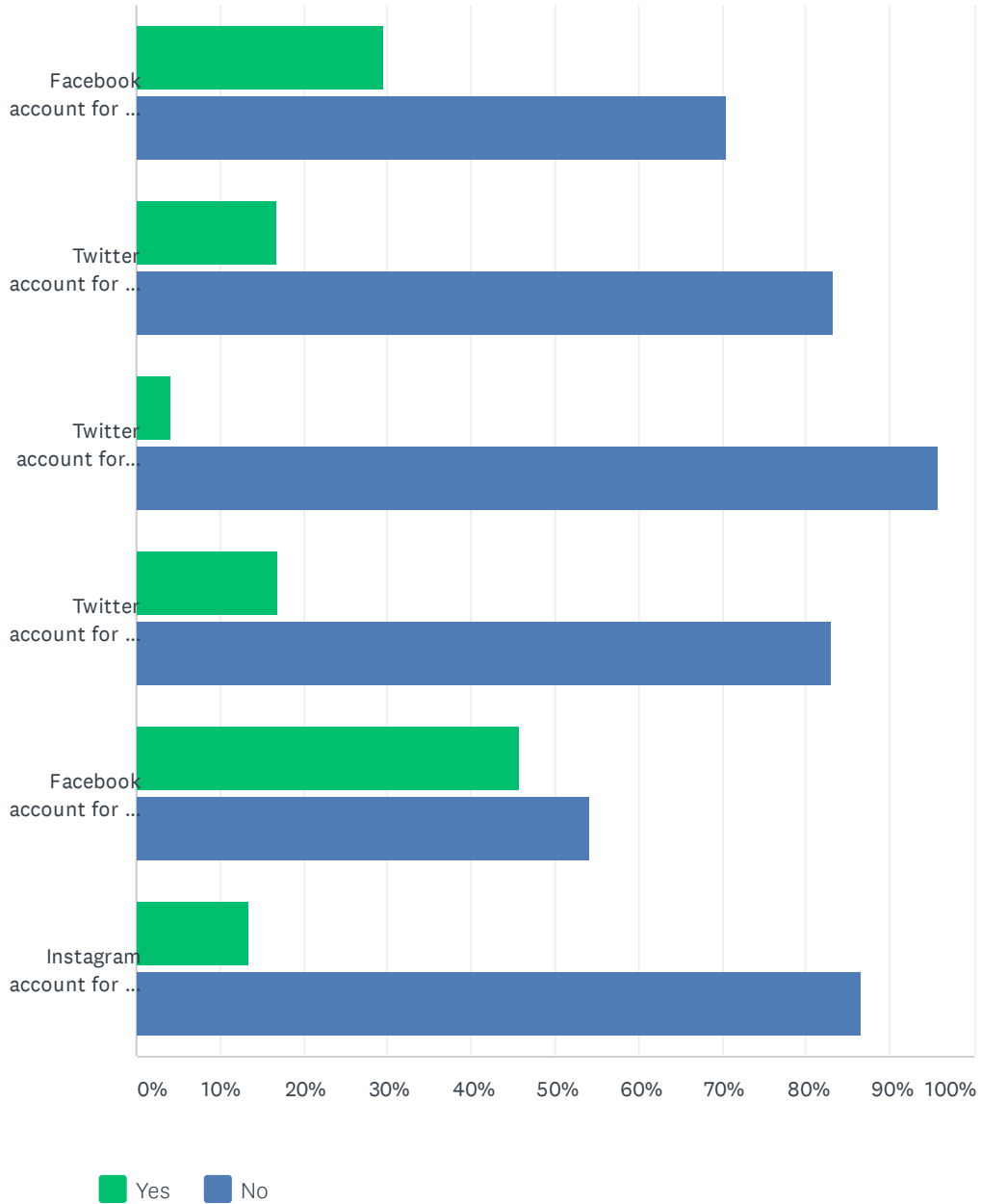
Answered: 143 Skipped: 21

Editor's note:

As Question #30 is only relevant at the Division level, responses have been omitted in the school-level data. As such, pages 35-36 have been excluded from this document.

Q31 The Division and schools often share news and information on social media. Do you follow:

Answered: 143 Skipped: 21



EIPS Parent Survey 2020-21

	YES	NO	TOTAL	WEIGHTED AVERAGE
Facebook account for the Division (@ElkIslandPublicSchools)	29.58% 42	70.42% 100	142	1.30
Twitter account for the Division (@eips)	16.78% 24	83.22% 119	143	1.17
Twitter account for EIPS Student Transportation (@eipsST)	4.23% 6	95.77% 136	142	1.04
Twitter account for my child's school, if applicable	17.02% 24	82.98% 117	141	1.17
Facebook account for my child's school, if applicable	45.71% 64	54.29% 76	140	1.46
Instagram account for my child's school, if applicable	13.48% 19	86.52% 122	141	1.13